



Microsoft Power Platform

2020 RELEASE WAVE 1 PLAN

Features releasing from April 2020 through September 2020

Last updated on February 24, 2020.

This document is provided "as-is." Information and views expressed in this document, including URL and other Internet Web site references, may change without notice. You bear the risk of using it.

Some examples are for illustration only and are fictitious. No real association is intended or inferred.

This document does not provide you with any legal rights to any intellectual property in any Microsoft product. You may copy and use this document for your internal, reference purposes.

© 2020 Microsoft Corporation. All rights reserved.

Contents

2020 release wave 1 plan	11
Change history	14
Early access features	15
Power BI	16
Overview.....	16
What's new and planned.....	17
Power BI Desktop.....	20
Overview.....	20
Visual personalization for users.....	21
Composite models over Power BI and Azure Analysis Services datasets.....	22
Drillthrough buttons.....	23
Filter pane migration.....	24
Office ribbon in Power BI Desktop (General availability).....	24
Personalized visualizations pane	25
Hierarchy slicer	25
Incremental refresh (General availability).....	26
DirectQuery support for AI visuals.....	27
Decomposition Tree (General availability).....	28
Conditional formatting for totals and subtotals	28
Automatic page refresh (General availability).....	29
Power BI Embedded.....	30
Overview.....	30
Scale out with Azure capacity resources	30
Power BI Mobile	31
Overview.....	31
Dark mode	31
Power BI Service	32
Overview.....	32

- Dataflows DirectQuery 32
- Synapse integration..... 33
- API to render a paginated report to any format (e.g., PDF, Excel) 33
- Copy and paste visuals into other applications 33
- Improved RDL feature parity for paginated reports in Power BI..... 34
- Migration tooling for paginated reports 35
- New look..... 36
- New Power BI geos - Germany, China, Switzerland, and Norway 36
- Organizational visuals as out-of-the-box visuals 37
- Shared and certified datasets (General availability) 37
- In-place app update 38
- Data lineage..... 38
- Data protection 39
- Deployment pipeline - develop, test, and deploy workspace content 40
- Datasets larger than 10 GB in Power BI Premium 40
- XMLA read/write..... 40
- Power Apps 41**
- Overview..... 41
- What's new and planned..... 41
- Deep integration from Azure to Microsoft Teams..... 45
 - Overview..... 45
 - Start creating apps directly from Microsoft Teams using your existing SharePoint data 45
- Excellent mobile, including offline 46
 - Overview..... 46
 - Enhanced capabilities and experience in offline mode..... 46
 - Canvas and model-driven apps run on a single mobile application 47
- High velocity developers of all skill levels 49
 - Overview..... 49
 - Instrument your canvas apps with Azure Application Insights..... 49
 - Modern solution import experience 50
 - Canvas app Monitor tool is now generally available 51

Modern solution explorer gets a makeover	52
Power Apps Test Studio for canvas apps is now generally available	53
Power Apps portals improvements	54
Overview.....	54
Web APIs for CRUD operations on Common Data Service entities	54
Portal Checker enhancements.....	55
Power BI Embedded component in portal designer	55
Support for additional entities in global search.....	56
Simplified themes in portals Studio	59
Support for Authorization Code flow for OpenID Connect based authentication providers	60
Simplified permission management	61
Simplified portal identity provider configuration	61
Sophisticated apps on a unified platform	63
Overview.....	63
Build responsive, reflowing canvas app pages	64
Enabling printable pages in canvas apps.....	64
Auto generate web app on top of your existing data	65
Large file and image support in model-driven forms.....	65
Chart and dashboard styling improvements for model-driven apps.....	66
Enable creating and editing data in forms displayed as a modal dialog without navigating away	67
Save is always visible in the command bar on edit forms.....	69
Improved grid column filtering in Power Apps.....	70
Improvements to quick find search experience on a grid.....	72
Improved themes in Power Apps.....	73
Improved data source experience and Common Data Service view are generally available.....	74
Canvas components are generally available	76
Build apps on top of your existing data in SharePoint more easily	76
Easily access and search for help while building apps	77
Power Automate	79
Overview.....	79
What's new and planned.....	79

More intelligent and powerful capabilities for Power Automate makers	83
Overview.....	83
Common expressions simplified	83
Discover, learn, and create flows with seamless new experiences	83
Power Automate and Microsoft Teams productivity enhancements.....	84
Azure integration with Power Automate	85
Building AI-infused workflows	86
Certified datasets in Power Automate	86
Copy and paste in Power Automate is generally available.....	87
Interactive adaptive cards	88
Power Automate is more accessible	89
UI automation for applications and websites.....	89
Overview.....	89
Native support for commonly used applications.....	90
Advanced error handling for UI flows	90
Solutioning support for UI flows	91
Automate web-based applications	92
Automate Windows applications.....	93
IME support for UI flows	94
Retry for desktop UI flows.....	94
Run UI automation scripts on virtual machines.....	95
Unattended automation in UI flows	95
Secrets management.....	96
Advanced editor capabilities	96
World-class business process capabilities.....	97
Overview.....	97
Contextual automations in Power BI	97
Cohesive Microsoft Teams file experiences	98
Use business process flows in Office 365 apps.....	98
Flow steps in business process flows are now generally available.....	99
Power Virtual Agents	100

Overview.....	100
What's new and planned.....	100
Bot configuration.....	103
Overview.....	103
Add a Power Virtual Agents bot into Power Apps canvas app.....	103
Create and manage Power Virtual Agents directly from Power Apps.....	103
Customizable bot behavior when no topic is triggered.....	104
Single Sign-On.....	104
Core authoring.....	104
Overview.....	104
Export and import bots using solutions.....	105
Improved Power Automate flow integration in Power Virtual Agents.....	105
Pass context to a bot from the calling site.....	106
Use global variables across topics within a bot.....	106
Add images and videos to topics.....	106
Multiple users can edit topics at the same time within a bot.....	107
AI-assisted authoring - Topic suggestions from bot sessions.....	107
Support for additional languages.....	107
Adaptive Cards.....	108
Enable voice interactions.....	108
Overview.....	108
Connect bots to voice and phone call interactions.....	108
AI Builder.....	109
Overview.....	109
What's new and planned.....	109
Better integration with Power Apps and Power Automate.....	111
Overview.....	111
Geo expansion.....	112
Power Automate integration.....	112
General availability of AI scenarios.....	112
Overview.....	112

Form processing.....	113
Object detection	113
Text recognition	114
New AI scenarios.....	115
Overview.....	115
Use Power Automate prebuilt templates to add AI to your business processes	115
Categorize your text with the prebuilt text classification AI model.....	115
Customize your entity extraction model	116
Extract and try keyword extraction from text with prebuilt keyword extraction models	116
Extract entities from text with prebuilt entity extraction models	116
Easily add AI Builder text models to your applications through controls and formulas	117
Customize your text classification model for categorizing your text	117
Anomaly detection.....	117
Image moderation.....	118
Receipt scanning	118
Power Platform governance and administration.....	119
Overview.....	119
What's new and planned.....	119
An enhanced, unified Power Platform admin center.....	122
Overview.....	122
Environment lifecycle supports Power Apps, Power Automate, Common Data Service, and more	122
Provisioning new environments will only be handled in the Power Platform admin center	122
Storage reporting will be based on customer licenses and capacity add-ons.....	123
User access diagnostic experience.....	123
Certain admin operations unavailable when tenant exceeds storage capacity entitlements	124
Retry experience for early access opt-in updates.....	125
Early access updates	125
Unified service health experience in Power Platform admin center	126
Service health in the Power Platform admin center	126
Automation and tooling for administrators.....	127
Overview.....	127

Bring your lake export Power Apps canvas usage and adoption to your data lake.....	127
Provide errors, performance data, and diagnostics data in customer's own Azure Application Insights	127
Admin connectors for Power Automate are generally available.....	128
PowerShell cmdlets for Power Automate admins are generally available	128
PowerShell cmdlets for Power Apps admins are generally available	129
Admin connectors for Power Apps	129
Common Data Model and data integration	131
Overview.....	131
What's new and planned.....	131
Common Data Model.....	135
Overview.....	135
New Common Data Model entity definitions.....	136
New Common Data Model standard entity definitions	136
Enhanced Common Data Model SDK functionality.....	136
Empower out-of-the-box analytics	137
Common Data Model visualization and management experience.....	137
Export to data lake	137
Overview.....	137
Export to data lake support for government cloud	138
Power Platform connectors.....	138
Overview.....	138
Better enterprise connectivity to SQL Server with support for Windows authentication	139
Office 365 Groups Mail connector for Power Apps and Power Automate	139
Support for mapping to Common Data Service option sets.....	139
Support for mapping to system fields within Common Data Service entities.....	140
Telemetry and feedback for certified connectors	140
Provide guidance for next steps when connectors and operators are deprecated	140
FAQs for the certification process.....	141
Give feedback directly from the documentation pages.....	141
SAP ERP connector for Power Apps and Power Automate	141
Submit documentation during the certification process	142

Support for multiple account owners in the connector certification portal	142
Improved experience downloading connector artifacts	143
Improved landing page experience for connectors	143
Informative and consistent experience verifying the quality of connector artifacts.....	143
Stronger integration of the open-source repository with custom connectors	144
Summary page with connectors and their metadata	144
Support for connection parameters when building custom connectors	144
Support for multi-auth when building custom connectors	145
Support for ordering operation parameters	145
Support for simultaneous connector versions	145
Support for smart polling triggers.....	146
Support for testing OAuth connections in the custom connector building experience	146
Power Query Online.....	146
Overview.....	146
Smart data preparation capabilities in Power Query Online.....	147
New and enhanced connectors in Power Query Online	147

Power Platform: 2020 release wave 1 plan

The Power Platform release plan (formerly release notes) for the 2020 release wave 1 describes all new features releasing from **April 2020** through **September 2020** for Power BI, Power Apps, Power Automate, AI Builder, Power Virtual Agents, and Common Data Model and data integration.

2020 release wave 1 overview

The Microsoft Power Platform enables users and organizations to analyze, act, and automate on the data to digitally transform their businesses. The Power Platform today is comprised of four products – Power BI, Power Apps, Power Automate, and Power Virtual Agents. It also has two add-ons: AI Builder and Power Apps Portals.

- [Power BI](#) simplifies how organizations derive insights from transactional and observational data. It helps organizations create a data culture where employees can make decisions based on facts, not opinions. For the upcoming release, Power BI is investing in four key areas that drive a data culture: Self-service analytics for everyone, Unified platform for enterprise BI, big data analytics with Azure data services, and pervasive artificial intelligence (AI).
- [Power Apps](#) is the industry-leading low-code application development platform that underpins Dynamics 365 extensibility, Office 365 customization, and standalone custom line of business applications for customers around the world. For the upcoming release, Power Apps provides significant improvements for Power Apps developers of all skill levels, improving the sophistication and usability of apps that are created across the web and mobile devices.
 - [Power Apps Portals](#) are enabling low-code makers to roll out experiences to broad external audiences. We're continuing to advance Portals capabilities as usage grows.
 - [AI Builder](#) is a Power Platform capability for teams with the business expertise to easily automate processes and predict outcomes to improve business performance. AI Builder is a turnkey solution that brings the power of Microsoft AI through a point-and-click experience.
- [Power Automate](#) makes it possible to grow your business productivity by automating repetitive, time-consuming tasks. Power Automate provides a better way to get things done across your organization through digital and robotic process automation. For the upcoming release, Power Automate is investing in three key areas: Empowering citizen developers to build powerful automation across the 300+ connectors, UI flows automate mundane, rules-

based tasks with point-and-click simplicity whether the app is old or new, on-premises or in the cloud, and enables modelling and running human-driven business process with the modern approval and business process flow features.

Power Platform offers a range of [governance and administration](#) capabilities that span Power Apps, Power Automate, and Common Data Service. These capabilities are designed to help the administrators and IT Professionals in the organization to help set up, secure, manage, govern, and monitor the use and adoption of the platform and its components across the enterprise.

- [Data integration](#) provides built-in connectivity to the Power Platform and more, with data across hundreds of business systems, enabling rich and intelligent experiences. The Common Data Model provides semantic consistency for canonical business entities across Dynamics 365 and Common Data Service, increasing value and saving time for application developers, ISV partners, and integrators.

IMPORTANT The Dynamics 365 features coming in the 2020 release wave 1 have been summarized in a separate [release plan](#).

Key dates for the 2020 release wave 1

This release plan describes functionality that may not have been released yet. Delivery timelines and projected functionality may change or may not ship (see [Microsoft policy](#)).

Here are the [key dates](#) for the 2020 release wave 1.

Milestone	Date	Description
Release plans available	Jan 27, 2020	Learn about the new capabilities coming in the 2020 release wave 1 (April 2020 – September 2020) across Dynamics 365 and the Power Platform.
Early access available	Feb 3, 2020	Test and validate new features and capabilities that will be a part of the 2020 release wave 1, coming in April, before they get enabled automatically for your end-users. You can view the Power Platform 2020 release wave 1 early access features now.
Release plans available in additional 11 languages	Feb 12, 2020	The Dynamics 365 and Power Platform release plans are published in Danish , Dutch , Finnish , French , German , Italian , Japanese , Norwegian , Portuguese (Brazilian) , Spanish , and Swedish .

Milestone	Date	Description
General availability	April 1, 2020	Production deployment for the 2020 release wave 1 begins. Regional deployments will commence on April 3, 2020.

Continuing from the 2019 release wave 2, we are continuing to call out how each feature will be enabled in your environment:

- **Users, automatically** – These features include change(s) to the user experience for users and are enabled automatically.
- **Admins, makers, or analysts, automatically** – These features are meant to be used by administrators, makers, or business analysts and are enabled automatically.
- **Users by admins, makers, or analysts** – These features must be enabled or configured by the administrators, makers, or business analysts to be available for their users.

You can get ready with confidence knowing which features will be enabled automatically.

We've done this work to help you — our partners, customers, and users — drive the digital transformation of your business on your terms. We're looking forward to engaging with you as you put these new services and capabilities to work, and we're eager to hear your feedback as you dig into the 2020 release wave 1.

Let us know your thoughts. Share your feedback on the [Power Platform community forum](#). We will use your feedback to make improvements.

Change history

This topic is updated when a feature's release date changes or when a feature is added or removed. You can see the full topic in the [Change history](#) online.

2020 release wave 1 features available for early access

This topic lists the features that can be enabled for testing in your environment beginning **February 3, 2020**. Features from the following apps are available as part of early access:

- Power Apps

The features from these apps update the existing user experiences. You can opt in early to enable these features in your environment. This will allow you to test these features and then adopt them across your environments. For information on how to enable these features, see [Opt in to 2020 release wave 1 updates](#).

IMPORTANT If you are using Dynamics 365 apps, such as Sales, Service, Marketing, Finance, Supply Chain Management, Business Central, and Commerce, there are early access features that could impact your users. For Dynamics 365 early access features, see [2020 release wave 1 features available for early access](#).

Power Apps

For a complete list of the Power Apps features, see [What's new and planned for Power Apps](#).

Feature	Enabled for	Early access	General availability
Chart and dashboard styling improvements for model-driven apps	End users, automatically	✓ Jan 29, 2020	Apr 2020
Improved grid column filtering in Power Apps	End users, automatically	✓ Feb 3, 2020	Apr 2020
Improvements to quick find search experience on a grid	End users, automatically	✓ Feb 3, 2020	Apr 2020
Save is always visible in the command bar on edit forms	End users, automatically	✓ Jan 29, 2020	Apr 2020

Power BI

Overview of Power BI 2020 release wave 1

Microsoft business intelligence simplifies how organizations derive insights from transactional and observational data. It helps organizations create a data culture where employees can make decisions based on facts, not opinions. We're investing in four key areas that drive a data culture: intuitive experiences, a unified BI platform, big data analytics, and pervasive artificial intelligence (AI).

Self-service analytics for everyone

To build a data culture, everyone in your organization needs to be empowered to work with data. At its core, BI is a collaborative process. We're investing in simple, intuitive experiences that are deeply integrated with Microsoft Office 365. Get monthly updates that'll include navigation, streamlined viewing, and user collaboration—focusing on simpler ways to explore, find, and share insights. To enable everyone in the organization to get insights wherever they are and in context, we developed the world leading mobile BI app and enabled embedding BI in your applications, websites and portals. Also, take advantage of rich authoring capabilities, from evolved formatting controls to performance-tuning tools.

Unified platform for enterprise BI

Enable your organization to create a global, governed, scalable, secure, and unified BI platform that meets the needs of both self-service and centralized BI. Move to one modern, compliant platform as the single destination for business analytics with key enterprise-facing updates on enterprise-grade semantic models and reporting at worldwide scale.

Big data analytics with Azure data services

As your data volumes and complexity continue to grow exponentially, invest in an analytics solution that's easy to use, fast, and secure, so you can extract critical insights from your data and take timely actions to maintain a competitive advantage. Our investment in petabyte-scale analytics makes Power BI and Azure an unmatched combination.

Pervasive artificial intelligence for BI

Help your employees explore your data, automatically find patterns, understand what your data means, and predict future outcomes to drive business results. The new AI capabilities, pioneered

in Azure and now available in Power BI, require no code, enabling all Power BI users to discover hidden actionable insights in your data and drive better business outcomes.

What's new and planned for Power BI

This topic lists features that are planned to release from April 2020 through September 2020. Because this topic lists features that may not have released yet, **delivery timelines may change and projected functionality may not be released** (see [Microsoft policy](#)).

In the **General availability** column, the feature will be delivered within the month listed. The delivery date can be any day within that month. Released features show the full date, including the day of release.

This check mark (✓) shows which features have been released for public preview or early access and for general availability.

Power BI Desktop

Feature	Enabled for	Public preview	General availability
Visual personalization for end users	Admins, makers, or analysts, automatically	Apr 2020	
Composite models over Power BI and Azure Analysis Services datasets	Admins, makers, or analysts, automatically	Aug 2020	
Drillthrough buttons	Admins, makers, or analysts, automatically	-	Apr 2020
Filter pane migration	End users, automatically	-	Apr 2020
Office ribbon in Power BI Desktop (General availability)	Admins, makers, or analysts, automatically	-	Apr 2020
Personalized visualizations pane	End users, automatically	✓ Sep 1, 2019	May 2020
Hierarchy slicer	Admins, makers, or analysts, automatically	-	May 2020

Feature	Enabled for	Public preview	General availability
Incremental refresh (General availability)	Admins, makers, or analysts, automatically	-	May 2020
DirectQuery support for AI visuals	End users, automatically	-	Jun 2020
Decomposition Tree (General availability)	End users, automatically	✓ Nov 10, 2019	Jun 2020
Conditional formatting for totals and subtotals	Admins, makers, or analysts, automatically	-	Jul 2020
Automatic page refresh (General availability)	Admins, makers, or analysts, automatically	-	Sep 2020

Power BI Embedded

Feature	Enabled for	Public preview	General availability
Scale out with Azure capacity resources	End users by admins, makers, or analysts	-	Sep 2020

Power BI Mobile

Feature	Enabled for	Public preview	General availability
Dark mode	End users by admins, makers, or analysts	Jun 2020	-

Power BI Service

Feature	Enabled for	Public preview	General availability
Dataflows DirectQuery	End users by admins, makers, or analysts	Apr 2020	-
Synapse integration	Admins, makers, or analysts, automatically	Jul 2020	
API to render a paginated report to any format (e.g., PDF, Excel)	Admins, makers, or analysts, automatically	-	Apr 2020
Copy and paste visuals into other applications	End users, automatically	-	Apr 2020
Improved RDL feature parity for paginated reports in Power BI	Admins, makers, or analysts, automatically	-	Apr 2020
Migration tooling for paginated reports	Admins, makers, or analysts, automatically	-	Apr 2020
New look	End users, automatically	-	Apr 2020
New Power BI geos - Germany, China, Switzerland, and Norway	Admins, makers, or analysts, automatically	-	Apr 2020
Organizational visuals as out-of-the-box visuals	Admins, makers, or analysts, automatically	-	Apr 2020
Shared and certified datasets (General availability)	Admins, makers, or analysts, automatically	-	Apr 2020
In-place app update	End users, automatically	✓ Oct 1, 2019	Apr 2020

Feature	Enabled for	Public preview	General availability
Data lineage	Admins, makers, or analysts, automatically	✓ Oct 1, 2019	Apr 2020
Data protection	End users by admins, makers, or analysts	✓ Oct 31, 2019	Apr 2020
Deployment pipeline - develop, test, and deploy workspace content	Admins, makers, or analysts, automatically	May 2020	Aug 2020
Datasets larger than 10 GB in Power BI Premium	Admins, makers, or analysts, automatically	-	Sep 2020
XMLA read/write	Admins, makers, or analysts, automatically	-	Sep 2020

Description of **Enabled for** column values:

- **End users, automatically:** These features include change(s) to the user experience for end users and are enabled automatically.
- **Admins, makers, or analysts, automatically:** These features are meant to be used by administrators, makers, or business analysts and are enabled automatically.
- **End users by admins, makers, or analysts:** These features must be enabled or configured by the administrators, makers, or business analysts to be available for their end users.

For more information about geographic areas, data centers (regions), data storage, and replication, click **expand all** on the [Where your data is located page](#) and find the Microsoft cloud service for this feature.

Power BI Desktop

Overview

With each monthly release, Microsoft Power BI Desktop continues to deliver simple, intuitive experiences that make authoring content easier and provide powerful tools to create amazing experiences for report users. These investments will span the following areas:



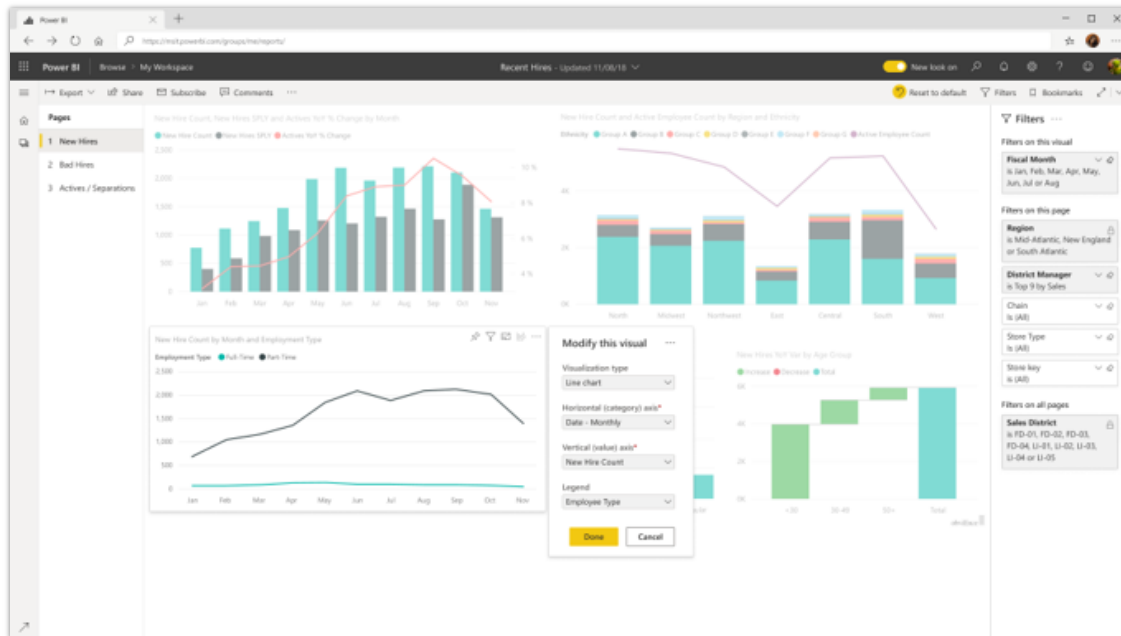
- **PowerPoint for data:** Millions of people are familiar with how to use Microsoft Office—especially PowerPoint. Users want to create content in Power BI Desktop as quickly and easily as they can create a slide in PowerPoint. A familiar user experience is key to ensuring that customers feel welcome. They intuitively know how to create a chart, add some text, or choose a layout because they've done it before in other Office tools. Leveraging this knowledge will make experiences even more delightful for our users.
- **Enable authors to empower their users:** Power BI creators want to empower their users to find the answers to their own questions without needing to constantly adjust their reports for their many users' needs. We will enable report authors to turn on exploration capabilities for users, allowing them to make lightweight changes to a report (for example: changing a measure or adding a filter) without needing full edit access to a report and without needing to go into a full-blown authoring experience. This will result in happier users and lots of time saved for authors.
- **Enterprise-grade content creation:** The Power BI Desktop will continue to support large-scale enterprise BI deployments through rich tooling, a focus on performance and infrastructure capabilities to support BI at scale.
- **Empower analysts with AI-infused authoring experiences:** Power BI Desktop will infuse AI throughout the report authoring experience, which will enable analysts to find new insights, create engaging content more easily, and empower their users with engaging AI visualizations.

Visual personalization for users

Enabled for	Public preview	General availability
Admins, makers, or analysts, automatically	Apr 2020	-

Feature details

When sharing a report with a broad audience, many users have slightly different views they want to see for particular visuals. Whether it's swapping what is on the axis, changing the visual type, or adding something to the tooltip, it's hard to make one visual that will satisfy every user's requirements. This new capability will allow users to make tweaks to visuals on a report that they may not have edit access to. They can adjust the visual for their need and then save it as a bookmark to come back to without needing to fork the report or go back to the report author for a change.



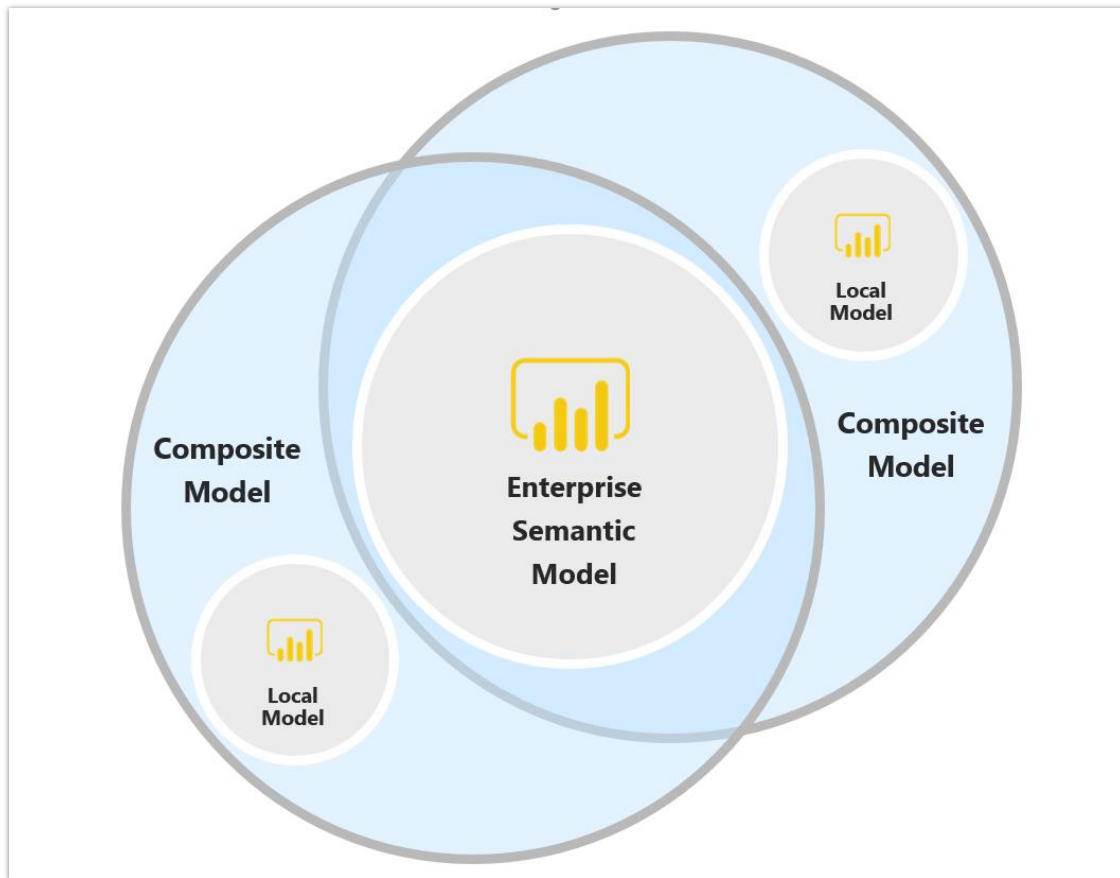
Explore

Composite models over Power BI and Azure Analysis Services datasets

Enabled for	Public preview	General availability
Admins, makers, or analysts, automatically	Aug 2020	-

Feature details

Most organizations provide centralized, certified datasets for their users to use to build reports. These are either Azure Analysis Services models or Power BI certified and shared datasets. Composite models will allow authors to connect live to these datasets and either extend them with their own measures or combine them with other imported data (e.g., from Excel files). This will enable organizations to scale their enterprise datasets by allowing users to leverage them in more self-service scenarios. Authors can bring in their own local data sources while still leveraging the authoritative Power BI or AAS datasets created by others in their organization. Any combination of one or more connections to AS models, Direct Query tables from other data sources, or even imported data can be used for flexible modeling over enterprise and self-service data.



Composite models

Drillthrough buttons

Enabled for	Public preview	General availability
Admins, makers, or analysts, automatically	-	Apr 2020

Feature details

Many report authors use buttons throughout their report to help users navigate through information in a guided way. This improvement will include drillthrough as an action option for buttons. The author will be able to create a button that takes into account what has been selected on the canvas and navigate the user to a particular drillthrough report.

Filter pane migration

Enabled for	Public preview	General availability
End users, automatically	-	Apr 2020

Feature details

The new Power BI filter pane enables report designers to completely customize the look and feel of filters in their Power BI reports. Designers can also lock, hide, or rename filters in the pane to ensure the best experience for their report consumers. In addition, consumers get better interactivity with filters, including a contextual pop up on every visual, helping them to understand which filters are applied. Aligned with the Desktop April release, we will automatically upgrade any reports using the old filter pane to the modern filter experience, which means it will be available to both report designers and consumers. Please note that after we auto-upgrade reports, users will not be able to revert back to the old filter pane as they will no longer be supported. We strongly recommend opting into the new experience beforehand so that the formatting can be fine-tuned before the new experience goes live.

See also

[Filter pane documentation](#) (docs)

Office ribbon in Power BI Desktop (General availability)

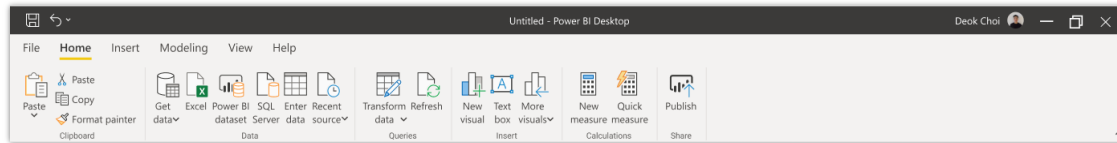
Enabled for	Public preview	General availability
Admins, makers, or analysts, automatically	-	Apr 2020

Feature details

Power BI Desktop will ship with a modern ribbon that users are familiar with from Office. Users will now be able to:

- Save canvas space by using the simplified ribbon
- Pin more reports using an updated file menu
- See available themes in a theme gallery and preview themes on hover
- Format visuals through a universal formatting control.

The modern ribbon will also be accessible through keyboard navigation and screen readers. The updated ribbon experience will be the new default experience in Power BI Desktop starting in March. After the April release of Power BI Desktop, authors will not be able to revert to the legacy ribbon experience. We strongly encourage updating any internal documentation and training materials for Power BI Desktop before the April release.



Office ribbon

See also

[Updated ribbon experience for Power BI Desktop](#) (blog)

Personalized visualizations pane

Enabled for	Public preview	General availability
End users, automatically	✓ Sep 1, 2019	May 2020

Feature details

Report authors can customize their **Visualizations** pane by adding or removing any Power BI visuals per account.

See also

[Power BI Desktop September 2019 Feature Summary](#) (blog)

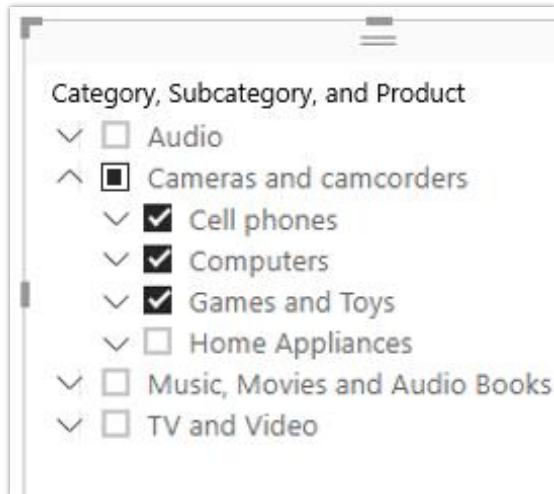
Hierarchy slicer

Enabled for	Public preview	General availability
Admins, makers, or analysts, automatically	-	May 2020

Feature details

Power BI slicers will add native support for hierarchies. This will allow users interacting with a report to drill into different levels of a hierarchy and make selections within one slicer. Authors

will no longer have to add multiple slicers to the page or leverage a custom visual to support this scenario. In addition, performance when interacting with the hierarchy slicer will be improved from what users experience with the custom visual offering available today.



Hierarchy slicer

Incremental refresh (General availability)

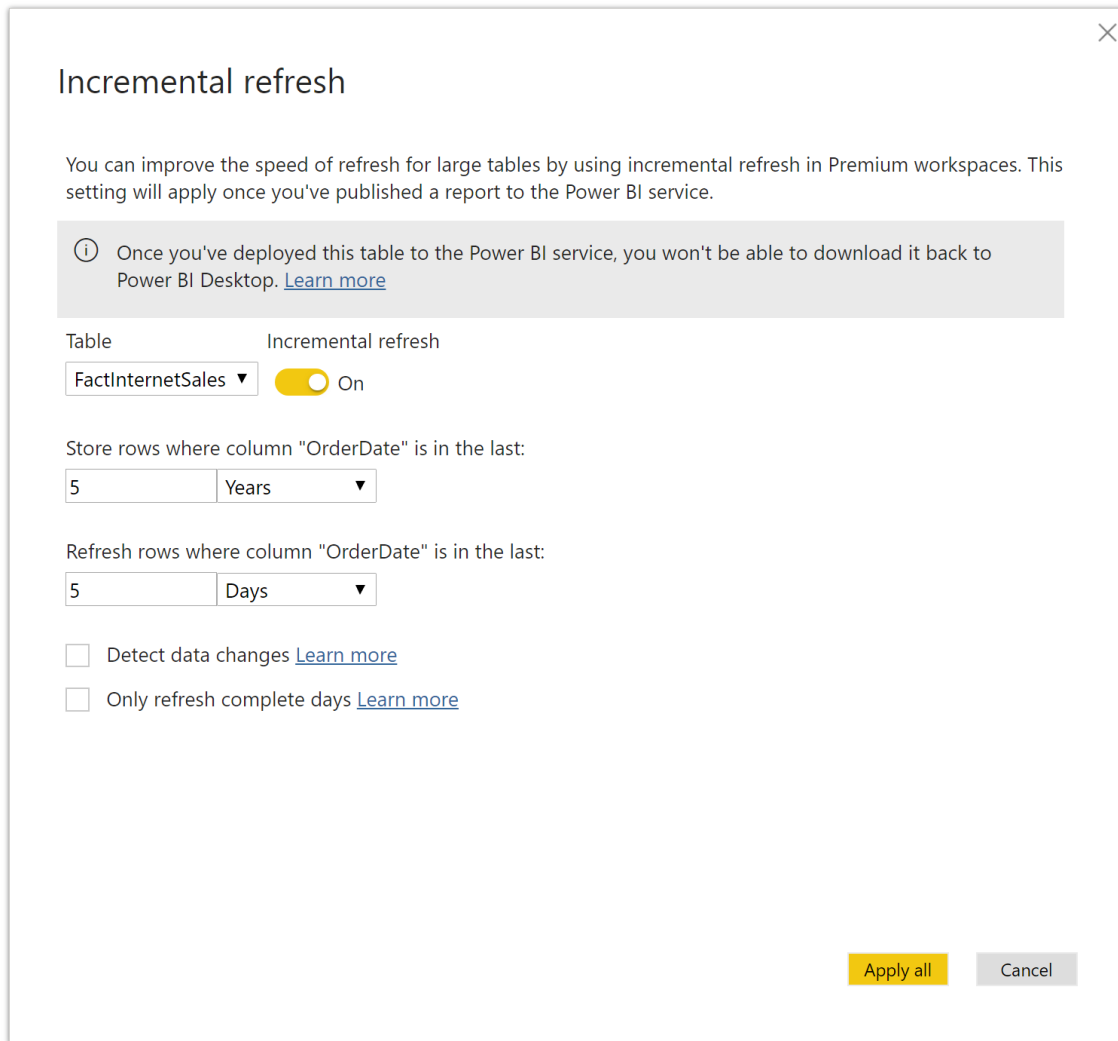
Enabled for	Public preview	General availability
Admins, makers, or analysts, automatically	-	May 2020

Feature details

Incremental refresh enables very large datasets in the Power BI Premium service with the following benefits:

- **Refreshes are faster.** Only data that has changed needs to be refreshed. For example, refresh only the last five days of a ten-year dataset.
- **Refreshes are more reliable.** It's no longer necessary to maintain long-running connections to volatile source systems.
- **Resource consumption is reduced.** Less data to refresh reduces overall consumption of memory and other resources.

This capability will be brought to General availability, including removing the restriction that models be hosted in Power BI Premium. Anyone with a Power BI Pro license will be able to use this feature.



Incremental refresh main dialog

DirectQuery support for AI visuals

Enabled for	Public preview	General availability
End users, automatically	-	Jun 2020

Feature details

The AI visualizations (key influencers and the decomposition tree with AI splits) will work in DirectQuery (DQ) mode and in composite models.

Decomposition Tree (General availability)

Enabled for	Public preview	General availability
End users, automatically	✓ Nov 10, 2019	Jun 2020

Feature details

The decomposition tree is a new visual that helps you understand the root cause contributing to a high or low KPI value. The decomposition tree lets you break down a metric by one or more dimensions to understand what impact individual factors have on a KPI.

The Power BI decomposition tree is an AI visualization, which means you have two choices. The first choice is that you can select the dimensions you want to use to break down the KPI. The second choice lets Power BI automatically find the most interesting splits and conduct the root cause analysis for you.

The decomposition tree is one of the top requested features on Power BI ideas with over 4,000 votes.

Thank you for your idea

Thank you for submitting [this idea](#). We listened to your idea, along with comments and votes, to help us decide what to add to our product roadmap.

See also

[Decomposition tree documentation](#) (docs)

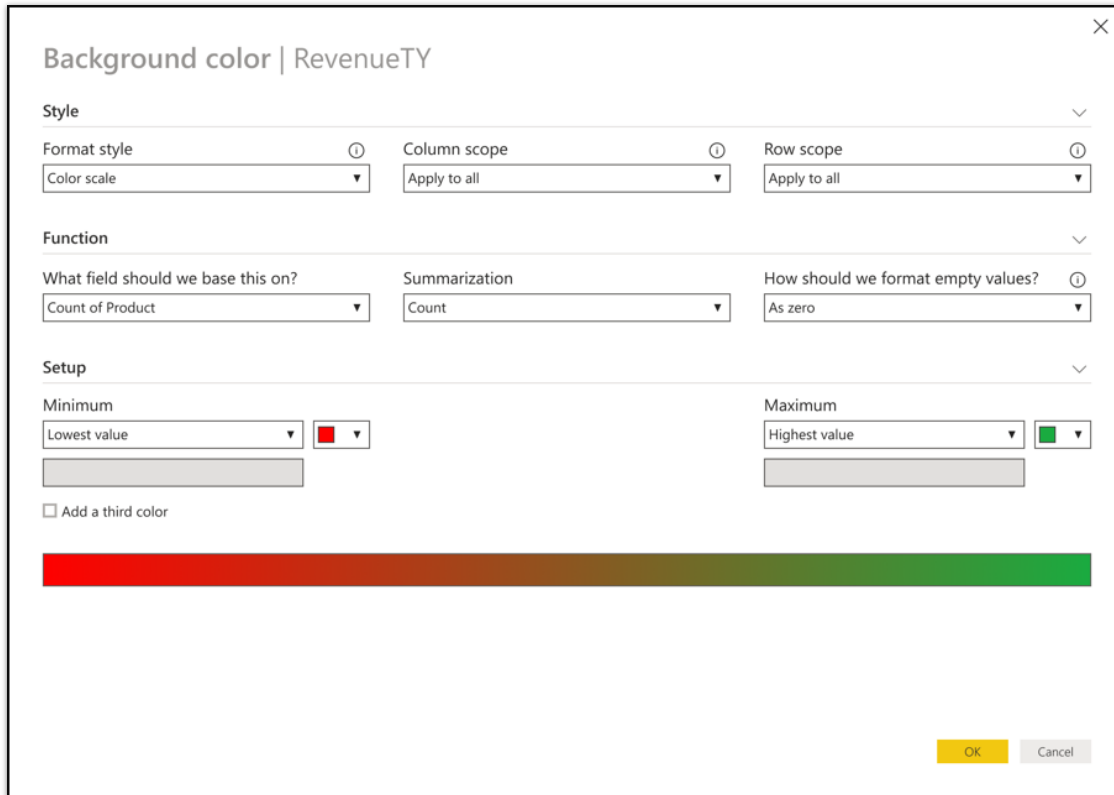
Conditional formatting for totals and subtotals

Enabled for	Public preview	General availability
Admins, makers, or analysts, automatically	-	Jul 2020

Feature details

A top feature request on the Power BI Ideas forum is conditional formatting on totals and subtotals. This improvement will bring more Excel-like capabilities to the Power BI table and matrix visualizations. Designers will be able to apply conditional formatting to totals and subtotals in matrices, better enabling them to highlight the most important characteristics of their data. This feature will allow designers to set the scope for all currently available conditional

formatting options (background color, font color, data bars, and icons formatted by color scale, rules, and field value) to specify the level of hierarchy to which they would like to apply their formatting.



Conditional formatting on totals and subtotals

Automatic page refresh (General availability)

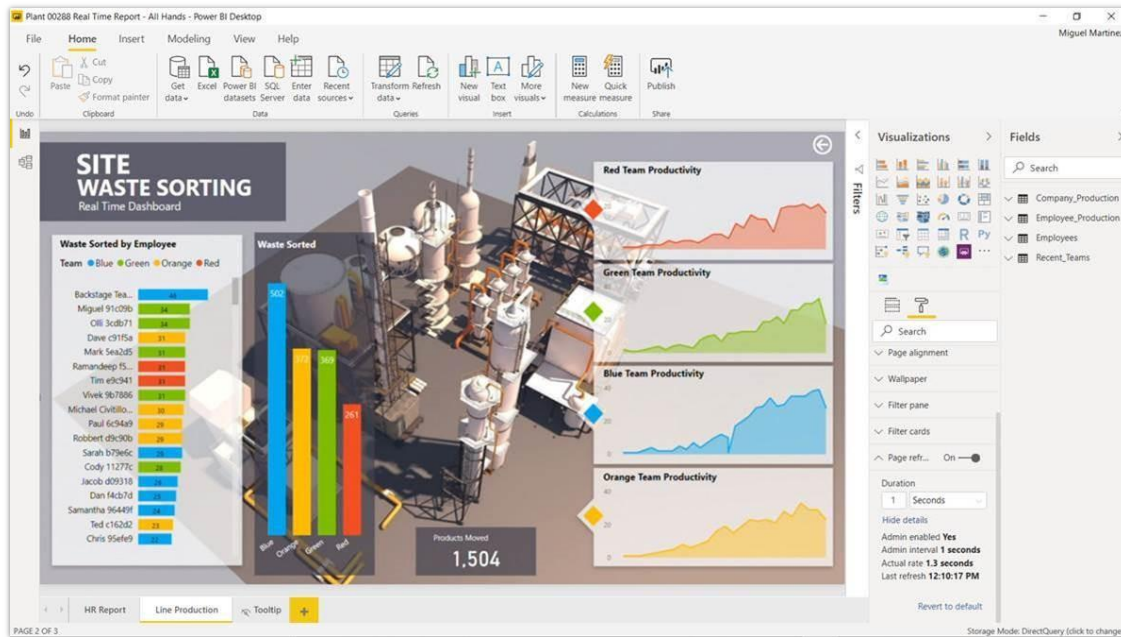
Enabled for	Public preview	General availability
Admins, makers, or analysts, automatically	-	Sep 2020

Feature details

When monitoring critical events with Power BI, it's important that the data is reflected in Power BI as soon as the data source gets updated. For example, in the manufacturing industry, it's critical to know when a particular machine is malfunctioning.

Report authors using a DirectQuery source will be able to set the refresh interval of visuals in their report. For very fast updating sources, this near real-time experience will allow end users to

monitor time-critical reports and ensure that they are always viewing the latest. For General availability, automatic page refresh will optimize the refreshes based on cached data and will allow authors to define data change measures to minimize the impact on the DirectQuery source. In addition, a relative time slicer will enable improved filtering experiences on top of fast changing sources.



Automatic page refresh

Power BI Embedded

Overview

Power BI Embedded enables developers of SaaS services and enterprise portals to embed stunning interactive reports and dashboards. Power BI Embedded will continue to support large-scale enterprise BI deployments with rich tooling and a focus on performance to enable at-scale solution management using either Power BI or an external application.

Scale out with Azure capacity resources

Enabled for	Public preview	General availability
End users by admins, makers, or analysts	-	Sep 2020



Feature details

Currently, the only way for customers to increase the resources for their Azure capacities is to scale up from A1 to A6. The scale out feature will add the following capabilities:

- Manually increase or decrease the count of a capacity of the same Azure SKU
- Automatically increase or decrease the count of a capacity of the same Azure SKU based on rules
- Auto load balance of Azure resources across nodes to get the best capacity utilization
- Eliminate a single point of failure
- Increase the resources of an Azure capacity beyond that of an Azure A6 SKU
- Eliminate downtime during scale operations

Power BI Mobile

Overview

Power BI Mobile continues to support data-driven cultures within organizations by providing access to business data, anytime, anywhere, and from any device.

We will continue to invest in delivering **simple, fast, and intuitive experiences** optimized for mobile use to get business users more engaged with their data and to collaborate with others to share their insights.

Dark mode

Enabled for	Public preview	General availability
End users by admins, makers, or analysts	Jun 2020	-

Feature details

Users can switch the app interface to dark mode to ease eye fatigue and save battery life. Dark mode may also help some users improve focus and productivity.

Power BI Service

Overview

We are continuing toward our vision of enabling customers to standardize on a single platform for self-service analytics and enterprise BI. Our investments include:

- **Self-service analytics:** With deep feedback from our community, we are adding new features to make Microsoft Power BI easier and more delightful to use as well as new capabilities for power users who want to push the limits of what they thought possible.
- **Enterprise reporting:** As organizations seek to standardize their BI platform, the need for advanced reporting scenarios increases, whether that is content organization, managed distribution, lifecycle management, or more advanced reporting. We will continue adding capabilities to meet the needs of these advanced enterprise use cases.
- **Enterprise datasets:** Standardized BI deployments put more demands on data models, including larger data volumes, increased model complexity, and the need for collaboration across teams. New capabilities make this possible.
- **Enterprise administration:** An enterprise-wide BI platform must be manageable, governable, and conform to an organization's security policies. We are investing in new experiences for admins to get visibility into their tenant's content, track lineage, understand impact, and set granular policies and controls, among other improvements to make Power BI work at scale.

Dataflows DirectQuery

Enabled for	Public preview	General availability
End users by admins, makers, or analysts	Apr 2020	-

Feature details

Power BI dataflows now support DirectQuery capabilities using the enhanced compute engine to provide self-serve analytics. This will allow report designers to quickly set up new reports and dashboards against a single source of truth, as well as prevent the creation of multiple copies of the data source inside Power BI.

Synapse integration

Enabled for	Public preview	General availability
Admins, makers, or analysts, automatically	Jul 2020	-

Feature details

Azure Synapse will automatically create and manage materialized views on larger Power BI models based on usage and query patterns. Power BI queries to Synapse in DirectQuery Mode will automatically use the materialized views. This feature will provide enhanced performance and user concurrency.

API to render a paginated report to any format (e.g., PDF, Excel)

Enabled for	Public preview	General availability
Admins, makers, or analysts, automatically	-	Apr 2020

Feature details

Integrate paginated report outputs into your application or archive reports to any location. The new render API, similar to the one available in SQL Server Reporting Services, allows you to retrieve a paginated report in the format of your choice.

We will also release a Microsoft Power Automate action based on this API, enabling you to use a paginated report in a flow. You can save the report to a file share or SharePoint, send it via email, post it to Teams, or do hundreds of other actions supported in Power Automate.

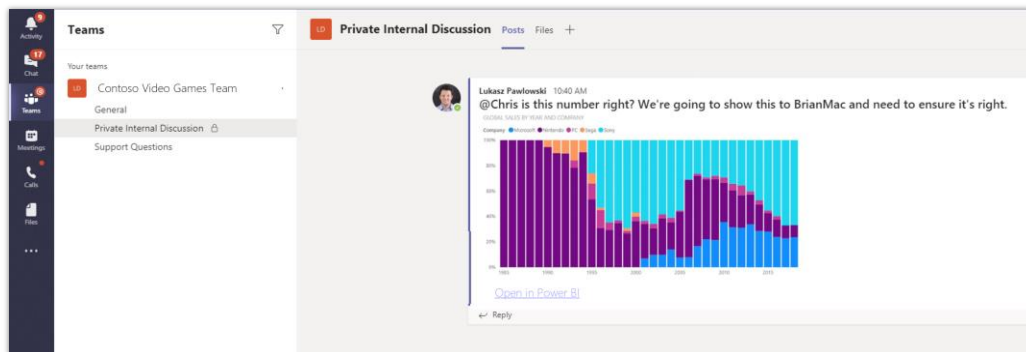
Copy and paste visuals into other applications

Enabled for	Public preview	General availability
End users, automatically	-	Apr 2020

Feature details

Conversations about data should happen with ease, no matter what tool your employees use. You will be able to directly copy and paste visuals from Power BI into other applications,

retaining visual formatting that makes it easy to interpret for recipients, as well as a link back to Power BI for further exploration.



Copy/paste link

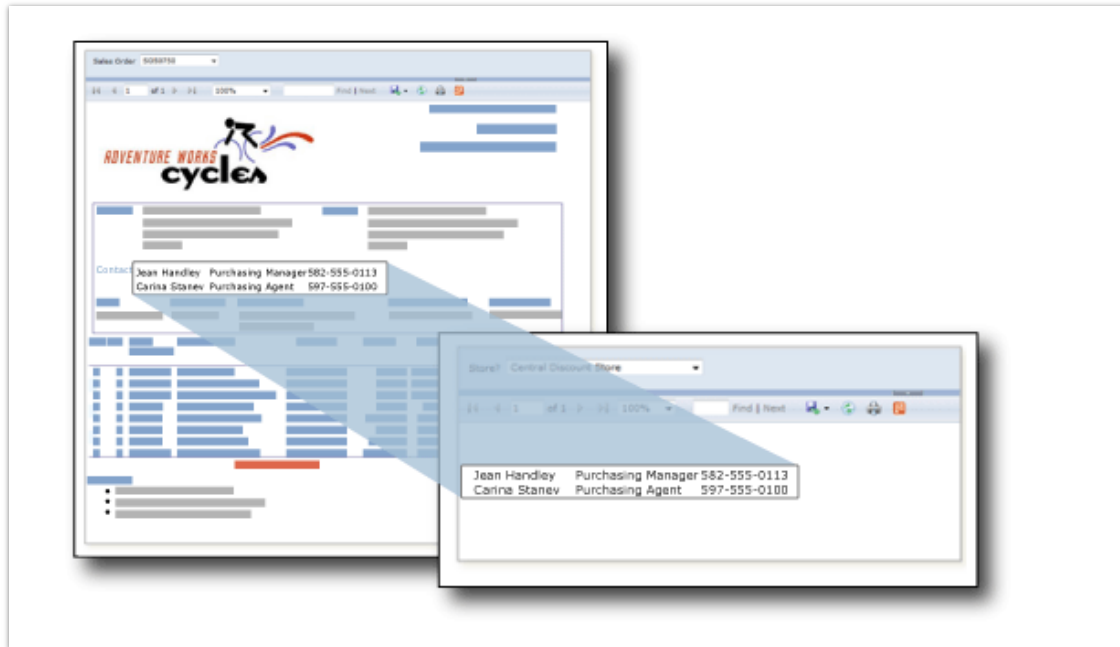
Improved RDL feature parity for paginated reports in Power BI

Enabled for	Public preview	General availability
Admins, makers, or analysts, automatically	-	Apr 2020

Feature details

Functional parity for reports is a key requirement for customers coming from Reporting Services. We are planning to add key features not yet supported in the Power BI service, including:

- **Sub-report support:** A subreport is a paginated report embedded within the body of the main report, and conceptually, it's similar to a frame in a webpage. It helps to fulfill a key use case for paginated reports, such as master-detail.



RDL subreport

Migration tooling for paginated reports

Enabled for	Public preview	General availability
Admins, makers, or analysts, automatically	-	Apr 2020

Feature details

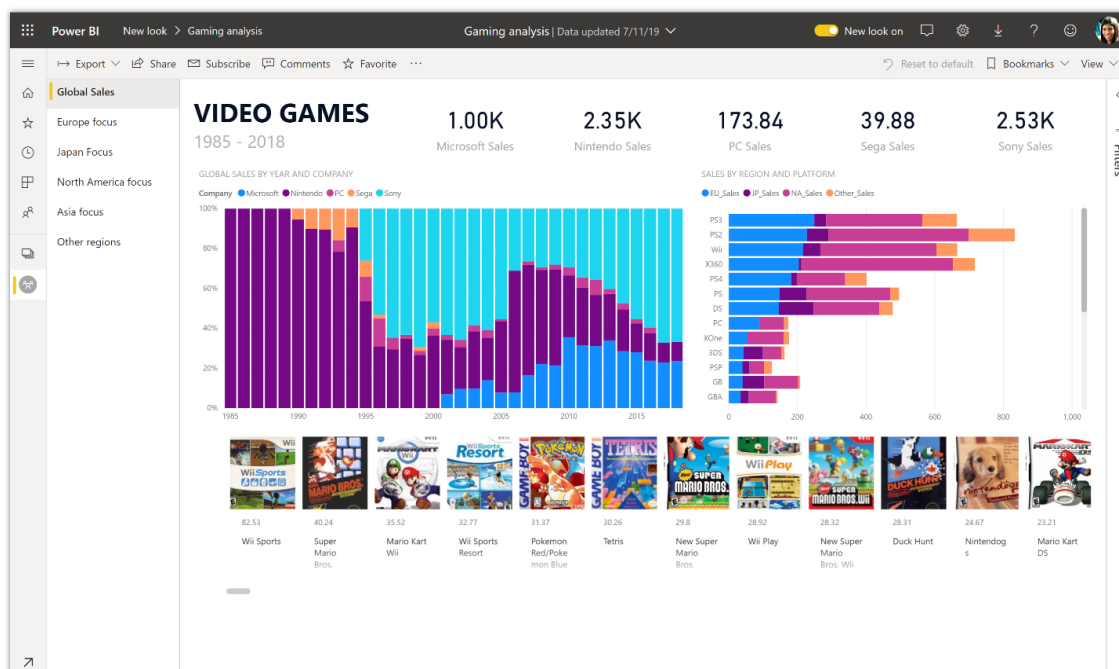
Customers are looking to move their existing Reporting Services reports to Power BI. We will be extending the open source migration tooling we’ve made available to further simplify this process. Also, we will be providing additional guidance and documentation to walk users through their migration questions.

New look

Enabled for	Public preview	General availability
End users, automatically	-	Apr 2020

Feature details

We will make enhancements to the new look including improvements to the use of horizontal space and additional usability enhancements from the preview period. The new look will become the default and only option for users.



New look



New Power BI geos - Germany, China, Switzerland, and Norway

Enabled for	Public preview	General availability
Admins, makers, or analysts, automatically	-	Apr 2020

Feature details

New geos in Germany, China, Switzerland, and Norway will be supported. As a Power BI Premium customer, you will be able to deploy content to these new regions (as well as those currently supported) instead of using your home region to meet your data residency requirements.

Organizational visuals as out-of-the-box visuals

Enabled for	Public preview	General availability
Admins, makers, or analysts, automatically	-	Apr 2020

Feature details

An admin can pin organizational visuals to the visualization pane of the entire organization. By default, these organizational visuals will display side-by-side with the out-of-the-box visuals.

Shared and certified datasets (General availability)

Enabled for	Public preview	General availability
Admins, makers, or analysts, automatically	-	Apr 2020

Feature details

Following the preview of shared and certified datasets, we will add additional capabilities including easier migration of existing datasets to use shared datasets.

See also

[Feature exploration](#) (video)

In-place app update

Enabled for	Public preview	General availability
End users, automatically	✓ Oct 1, 2019	Apr 2020

Feature details

Improve the app-update story to enable updating and replacing template apps:

- Install an app.
- Get a new version of the app from AppSource.
- Install the update and decide if you want to replace the content that was received by the app in its previous version, or install the new version of the app in a new workspace side-by-side with the current app workspace.

See also

[Template apps update](#) (blog)

[Install and distribute template apps in your organization - Power BI](#) (docs)

Data lineage

Enabled for	Public preview	General availability
Admins, makers, or analysts, automatically	✓ Oct 1, 2019	Apr 2020

Feature details

BI professionals use Power BI today to build advanced analytical projects spanning numerous data sources, artifacts, and dependencies. Providing insights about the data lineage in these projects is key for shaping efficient work processes and for empowering users to better manage existing dependencies, derive the potential impact of planned changes in a project, and determine data lineage for important business KPIs. Data lineage insights also help BI professionals understand exactly where their data comes from and assess usage on various artifacts, such as popular data sets.

To further empower our Power BI users, we’re introducing a new experience for visualizing data lineage between different Power BI artifacts within a workspace and including cross-workspace dependencies, as well as deriving impact analysis for shared datasets. In addition, APIs to extract

lineage information will be supported. This new experience makes it possible for Power BI professionals and admins to better understand the relationships between artifacts and more easily manage Power BI projects in their organization.

See also

[Power BI data lineage \(preview\)](#) (docs)

Data protection

Enabled for	Public preview	General availability
End users by admins, makers, or analysts	✓ Oct 31, 2019	Apr 2020

Feature details

We are introducing new data protection capabilities in Power BI. They leverage Microsoft's leading security solutions for information protection, threat protection, and Microsoft cloud app security to provide you with greater control and visibility over sensitive data in Power BI.

This integration will empower BI professionals and administrators to:

- classify and label Power BI dashboards, reports, datasets, and dataflows in the Power BI service.
- set label-specific permissions on exported files (Excel, PowerPoint, and PDF) from Power BI.
- provide oversight to administrators on sensitive data being used in Power BI and provide them control on export features to enable in their organization.
- monitor user access and activity, protect data based on real-time risk analysis, and set label-specific controls.

See also

[Data protection in Power BI overview](#) (docs)

Deployment pipeline - develop, test, and deploy workspace content

Enabled for	Public preview	General availability
Admins, makers, or analysts, automatically	May 2020	Aug 2020

Feature details

Enterprises need proper ALM functionality to support the development, testing, and roll out of strategic BI applications. This Power BI Premium-only feature gives enterprises the ability to maintain development, test, and production environments and incrementally transition artifacts between them, reconfiguring them with the appropriate connections and security settings.

Datasets larger than 10 GB in Power BI Premium

Enabled for	Public preview	General availability
Admins, makers, or analysts, automatically	-	Sep 2020

Feature details

Power BI datasets can store data in a highly compressed, in-memory cache for optimized query performance. This enables fast user interactivity over large datasets. Until now, datasets in Power BI Premium have been limited to 10 GB after compression. With large models, we will remove this limitation and allow dataset sizes limited only by the capacity size. This will bring Power BI dataset sizes to parity with Azure Analysis Services model sizes.

XMLA read/write

Enabled for	Public preview	General availability
Admins, makers, or analysts, automatically	-	Sep 2020

Feature details

XMLA read/write allows third-party BI tools to connect and manage datasets in Power BI Premium. This opens an enormous set of opportunities for additional third-party tool connectivity to enable scenarios like monitoring, lifecycle management, and debugging.

Power Apps

Overview of Power Apps 2020 release wave 1

Power Apps is the industry-leading low-code application development platform that underpins Dynamics 365 extensibility, Office 365 customization, and standalone custom line of business applications for customers around the world. Power Apps dramatically lowers the cost, complexity, and time of software development through a range of powerful low-code development tools, and deep data platform in the Common Data Service, and hundreds of connectors to common business data sources.

Use Power Apps [documentation](#) to get expert information and answers to address your needs, regardless of how you use Power Apps.

The 2020 release wave 1 provides significant improvements for Power Apps developers of all skill levels, improving the sophistication and usability of apps that are created across the web and mobile devices.

What's new and planned for Power Apps

This topic lists features that are planned to release from April 2020 through September 2020. Because this topic lists features that may not have released yet, **delivery timelines may change and projected functionality may not be released** (see [Microsoft policy](#)).

In the **General availability** column, the feature will be delivered within the month listed. The delivery date can be any day within that month. Released features show the full date, including the day of release.

This check mark (✓) shows which features have been released for public preview or early access and for general availability.

Deep integration from Azure to Microsoft Teams

Feature	Enabled for	Public preview	Early access*	General availability
Start creating apps directly from Microsoft Teams using your existing SharePoint data	Admins, makers, or analysts, automatically	-	-	May 2020

Excellent mobile, including offline

Feature	Enabled for	Public preview	Early access*	General availability
Enhanced capabilities and experience in offline mode	End users by admins, makers, or analysts	-	-	Apr 2020
Canvas and model-driven apps run on a single mobile application	End users by admins, makers, or analysts	-	Mar 2020	Apr 2020

High velocity developers of all skill levels

Feature	Enabled for	Public preview	Early access*	General availability
Instrument your canvas apps with Azure Application Insights	Admins, makers, or analysts, automatically	-	Apr 2020	
Modern solution import experience	Admins, makers, or analysts, automatically	Jun 2020	-	
Canvas app Monitor tool is now generally available	Admins, makers, or analysts, automatically	-	-	May 2020
Modern solution explorer gets a makeover	Admins, makers, or analysts, automatically	-	-	Jun 2020
Power Apps Test Studio for canvas apps is now generally available	Admins, makers, or analysts, automatically	-	-	Jun 2020

Power Apps portals improvements

Feature	Enabled for	Public preview	Early access*	General availability
Web APIs for CRUD operations on Common Data Service entities	Admins, makers, or analysts, automatically	Jun 2020	-	



Feature	Enabled for	Public preview	Early access*	General availability
Portal Checker enhancements	Admins, makers, or analysts, automatically	-	-	Apr 2020
Power BI Embedded component in portal designer	Admins, makers, or analysts, automatically	-	-	Apr 2020
Support for additional entities in global search	End users by admins, makers, or analysts	-	-	Apr 2020
Simplified themes in portals Studio	End users by admins, makers, or analysts	Apr 2020	-	May 2020
Support for Authorization Code flow for OpenID Connect based authentication providers	End users by admins, makers, or analysts	-	-	Jun 2020
Simplified permission management	Admins, makers, or analysts, automatically	Apr 2020	-	Jun 2020
Simplified portal identity provider configuration	Admins, makers, or analysts, automatically	Apr 2020	-	Jun 2020

Sophisticated apps on a unified platform

Feature	Enabled for	Public preview	Early access*	General availability
Build responsive, reflowing canvas app pages	End users by admins, makers, or analysts	Jun 2020	-	
Enabling printable pages in canvas apps	End users by admins, makers, or analysts	Jul 2020	-	
Auto generate web app on top of your existing data	Admins, makers, or analysts, automatically	-	-	Apr 2020

Feature	Enabled for	Public preview	Early access*	General availability
Large file and image support in model-driven forms	End users by admins, makers, or analysts	-	-	Apr 2020
Chart and dashboard styling improvements for model-driven apps	End users, automatically	-	✓ Jan 29, 2020	Apr 2020
Enable creating and editing data in forms displayed as a modal dialog without navigating away	Admins, makers, or analysts, automatically	✓ Jan 29, 2020	-	Apr 2020
Save is always visible in the command bar on edit forms	End users, automatically	-	✓ Jan 29, 2020	Apr 2020
Improved grid column filtering in Power Apps	End users, automatically	-	✓ Feb 3, 2020	Apr 2020
Improvements to quick find search experience on a grid	End users, automatically	-	✓ Feb 3, 2020	Apr 2020
Improved themes in Power Apps	End users by admins, makers, or analysts	Mar 2020	-	Apr 2020
Improved data source experience and Common Data Service view are generally available	Admins, makers, or analysts, automatically	✓ Aug 14, 2019	-	Apr 2020
Canvas components are generally available	End users, automatically	-	-	Apr 2020
Build apps on top of your existing data in SharePoint more easily	Admins, makers, or analysts, automatically	-	-	May 2020
Easily access and search for help while building apps	Admins, makers, or analysts, automatically	-	-	May 2020

* Some features are available for you to opt-in as part of early access on February 3, 2020, including all mandatory changes that impact end users. Learn more about [early access](#).

Description of **Enabled for** column values:

- **End users, automatically:** These features include change(s) to the user experience for end users and are enabled automatically.
- **Admins, makers, or analysts, automatically:** These features are meant to be used by administrators, makers, or business analysts and are enabled automatically.
- **End users by admins, makers, or analysts:** These features must be enabled or configured by the administrators, makers, or business analysts to be available for their end users.

Deep integration from Azure to Microsoft Teams

Overview

A core strength of Power Platform is our deep integration from productivity applications to advanced capabilities in Azure. We're continuing to invest in better Microsoft Teams integration as well as improving the experience of Azure developers on the platform.

Start creating apps directly from Microsoft Teams using your existing SharePoint data

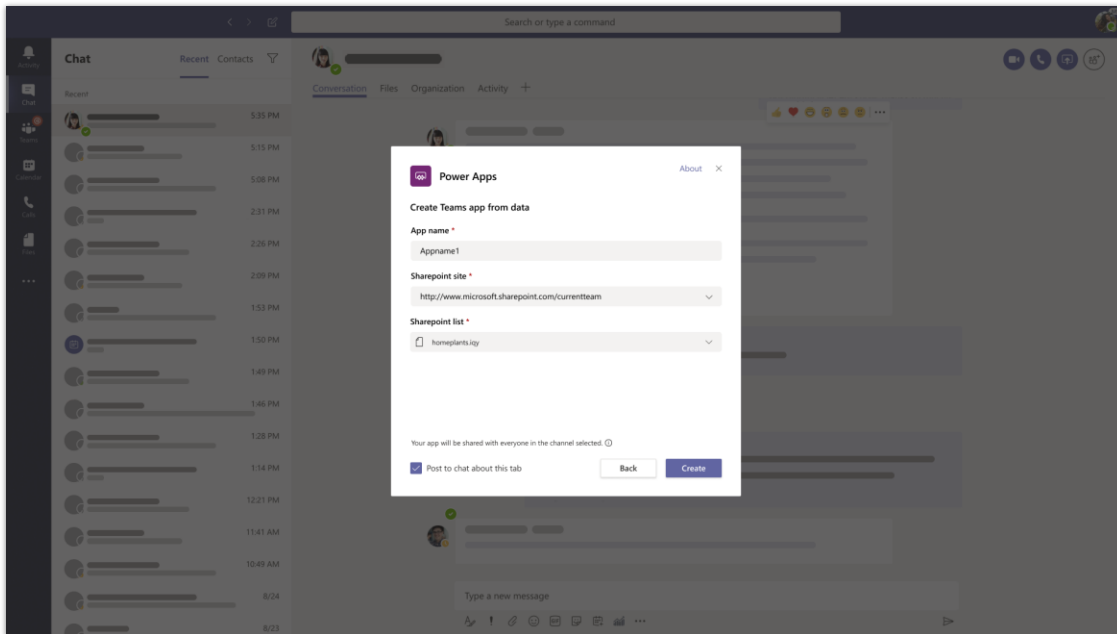
Enabled for	Public preview	Early access	General availability
Admins, makers, or analysts, automatically	-	-	May 2020

Business value

By making it easier to create apps for Microsoft Teams with existing data, your business can augment Microsoft Teams more quickly so that your employees always have the information they need while collaborating with others.

Feature details

If you are using Microsoft Teams, you can now easily create a new app within one of your channels. While creating your new app, you have the opportunity to automatically generate the first few screens using data already existing in your Microsoft Team's SharePoint site.



Create Microsoft Teams app from SharePoint data

Excellent mobile, including offline

Overview

Power Apps is investing heavily in our mobile platform. We're combining canvas and model apps into a single front door, enhancing offline support and improving mobile-specific user experiences across the board.

Enhanced capabilities and experience in offline mode

Enabled for	Public preview	Early access	General availability
End users by admins, makers, or analysts	-	-	Apr 2020

Feature details

Ability to work in offline mode is critical for front line workers to perform their jobs because they usually work in an area of poor or no internet connectivity. We are continuously working towards improving this capability to ensure that users have a great experience in offline mode. These improvements are aimed at model-driven apps only.

Some of the improvements coming in April are:

- Model-driven apps are faster and more reliable in offline mode, enhancing the productivity of users.
- Seamless experience in offline mode through better communication and more actionable error messages.
- Entities, such as **Currency**, will be available in offline mode.
- The barcode scanner control will also be available in offline mode.

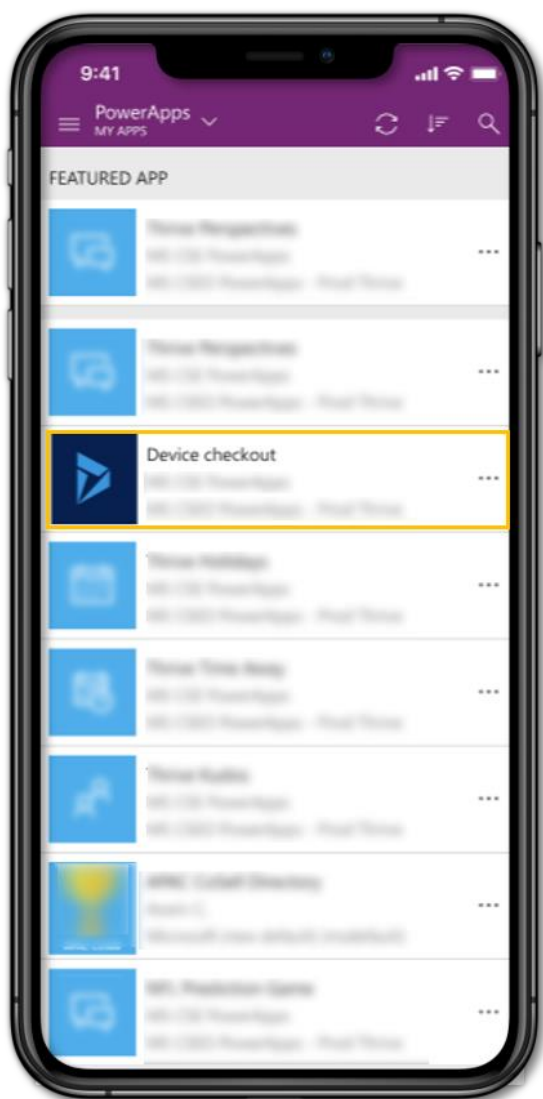
Canvas and model-driven apps run on a single mobile application

Enabled for	Public preview	Early access	General availability
End users by admins, makers, or analysts	-	Mar 2020	Apr 2020

Feature details

Canvas apps and model-driven apps are two rich ecosystems of Power Apps that bring different sets of capabilities to users. Today, there is no way for users to access both these applications using a single mobile app.

With this feature, users will be able to access all of their favorite apps in a single mobile application, Power Apps mobile app, without the need to switch. App Makers can deliver targeted experiences to users on a single mobile application; either through a pixel-perfect, task-based, canvas app or through a declarative, metadata-driven model-driven app. Both canvas and model-driven applications will appear together in a single list of apps in the current Power Apps mobile app.



Canvas applications and model-driven applications (highlighted) accessed from the same app

High velocity developers of all skill levels

Overview

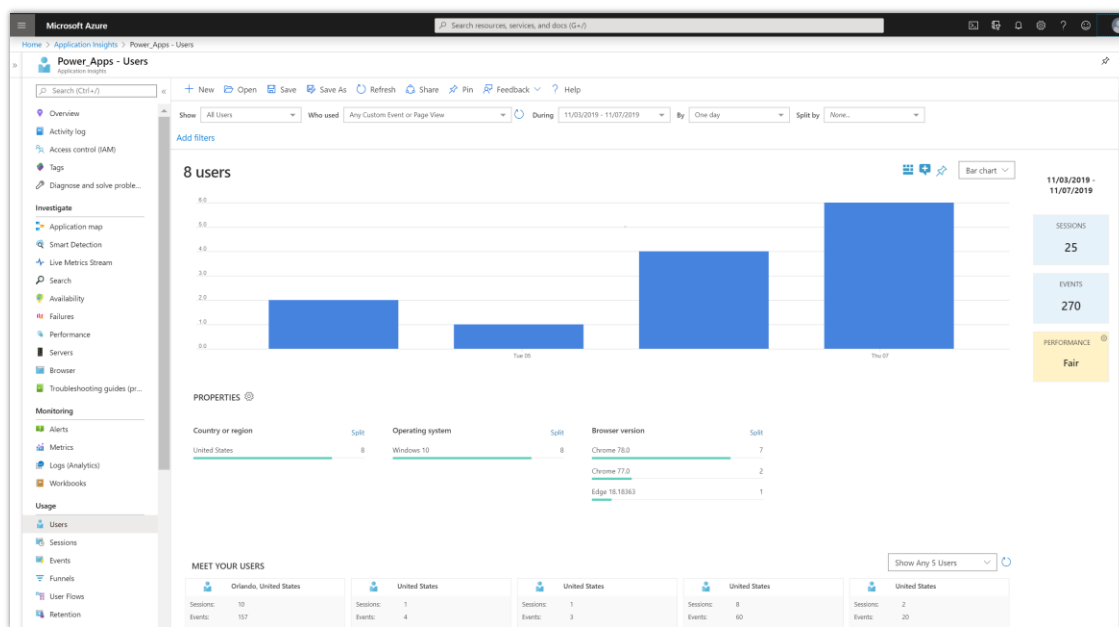
Power Apps empowers *every* developer. We're adding "full stack" low code capabilities that help makers of all backgrounds test their features, ensure performance, and monitor usage.

Instrument your canvas apps with Azure Application Insights

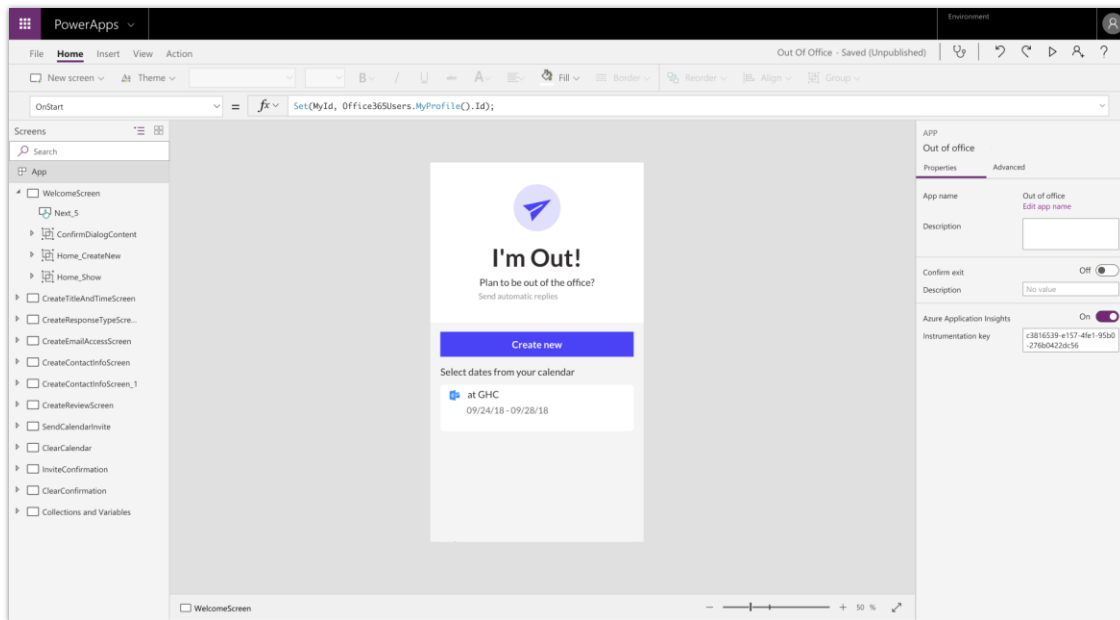
Enabled for	Public preview	Early access	General availability
Admins, makers, or analysts, automatically	-	Apr 2020	-

Feature details

With telemetry now available, admins and app makers can learn how many people are using the app or features and how many sessions, and they can segment the data by country, browser, or other telemetry properties. Makers are also able to write custom traces from their app to Application Insights and build custom queries, reporting, and alerting on top of their telemetry data.



Azure Application Insights



Enable app insights

Modern solution import experience

Enabled for	Public preview	Early access	General availability
Admins, makers, or analysts, automatically	Jun 2020	-	-

Business value

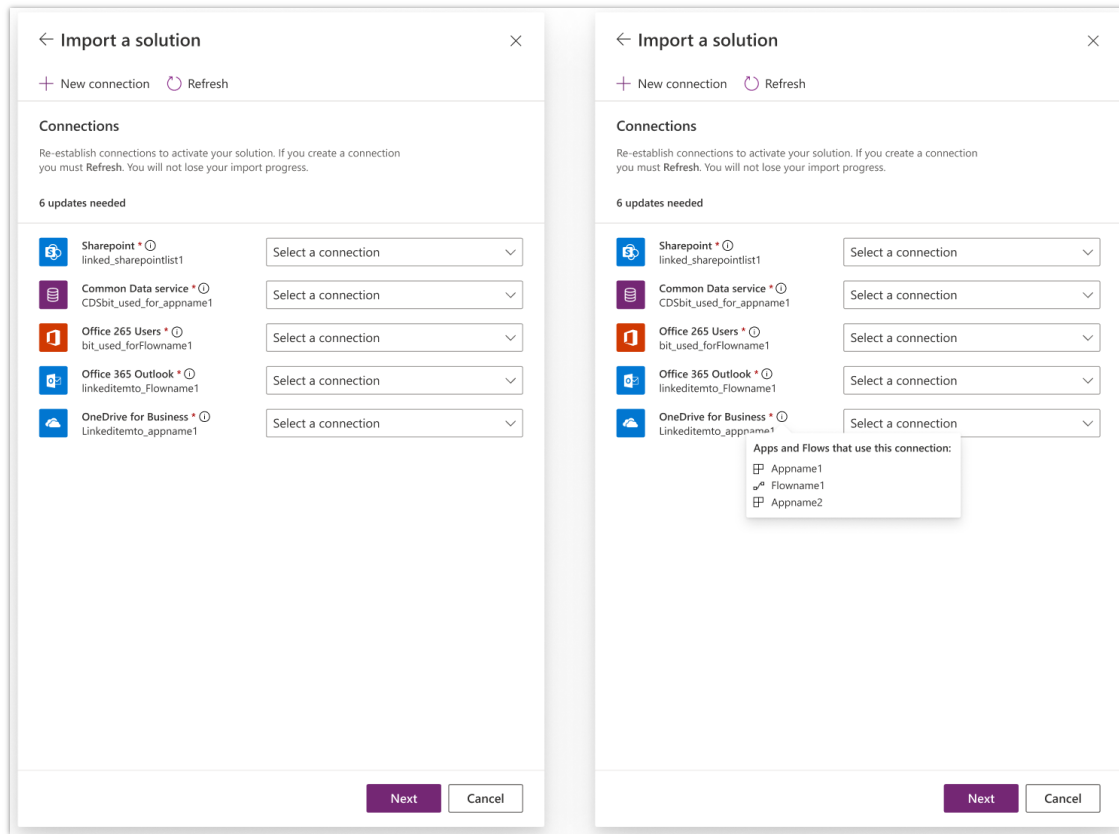
We've reimagined the solution import interface to remove complex decision making and ensure solution health. The new experience is more streamlined and allows for configuring inputs that change from environment to environment.

Feature details

In addition to supporting capabilities of classic solution import, the modern experience offers the following enhancements:

- You're now able to create and authorize the connections required by your flows so that they're created in a working state.
- Set environment variable values required by other components in your solution.
- Reduced complexity when choosing from import actions.
- Accessibility.





Import

Canvas app Monitor tool is now generally available

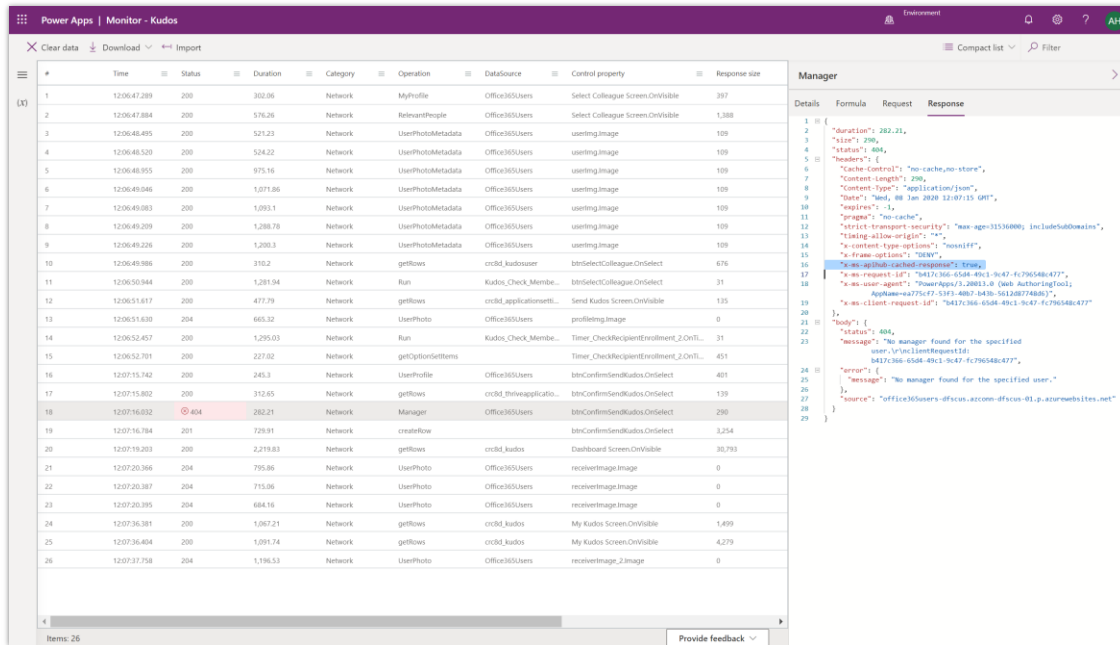
Enabled for	Public preview	Early access	General availability
Admins, makers, or analysts, automatically	-	-	May 2020

Business value

The canvas app Monitor tool is now generally available allowing makers to diagnose and troubleshoot their applications quicker.

Feature details

With improved capabilities to import/export log files, share diagnostic sessions, inspect, interpret, filter the results, and visualize event timelines, makers can easily identify problem areas and fix them in their apps.



Canvas app Monitor

Modern solution explorer gets a makeover

Enabled for	Public preview	Early access	General availability
Admins, makers, or analysts, automatically	-	-	Jun 2020

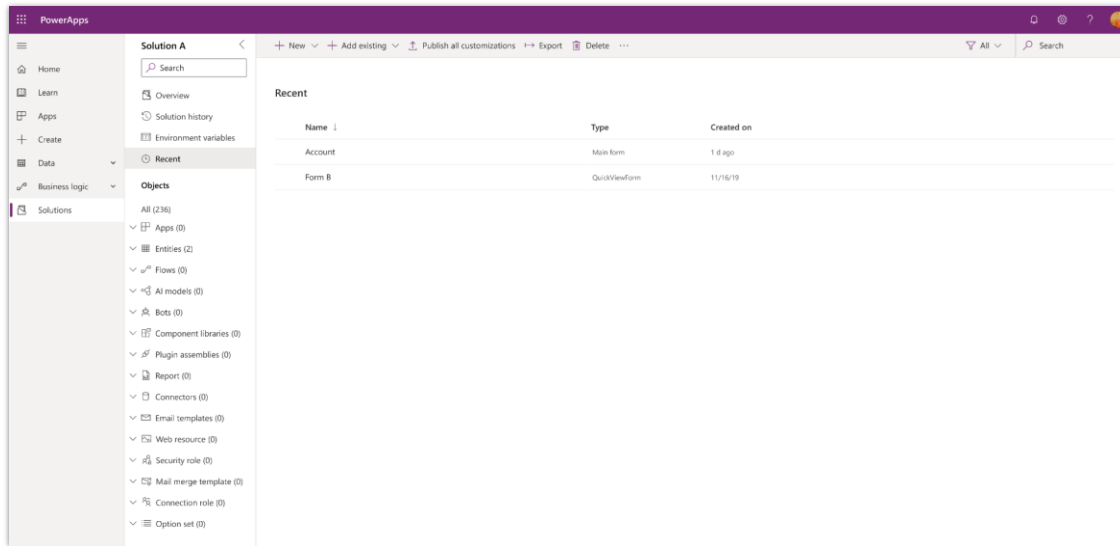
Business value

Spend less time searching and transitioning between designers and more time on making apps.

Feature details

We've added a secondary navigation for easier transitions between solution components. Additionally, now your recent items are just one click away. If you leave and come back, we'll remember your settings so you can pick up right where you left off.





Solution updates

Power Apps Test Studio for canvas apps is now generally available

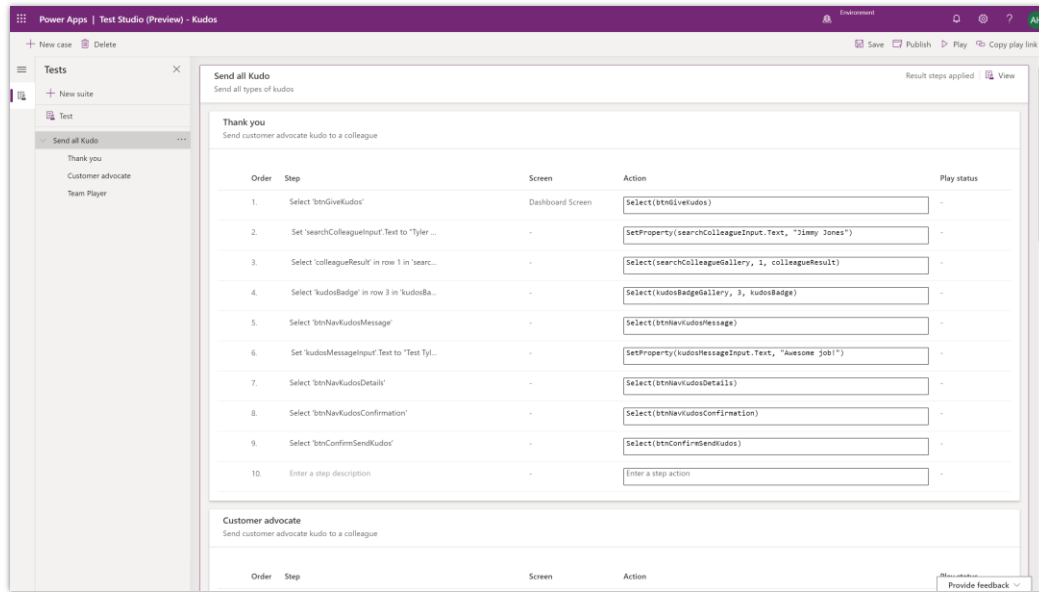
Enabled for	Public preview	Early access	General availability
Admins, makers, or analysts, automatically	-	-	Jun 2020

Business value

Building on the preview release, the Power Apps Test Studio for canvas apps is now generally available with support for all controls and integration into your build and release pipelines.

Feature details

- Full support for all Power Apps native controls and custom components.
- New capabilities to run tests automatically from release pipelines.
- Ability for makers to establish key quality gates for apps via efficient test automation.



Test Studio

Power Apps portals improvements

Overview

Power Apps portals are enabling low-code makers to roll out experiences to broad external audiences. We're continuing to advance portals capabilities as usage grows.

Web APIs for CRUD operations on Common Data Service entities

Enabled for	Public preview	Early access	General availability
Admins, makers, or analysts, automatically	Jun 2020	-	-

Feature details

The liquid tags in portals today provide read-only capability. Creating, updating, and deleting operations require using UI components like entity list and entity forms. This feature adds Web APIs for portals that allow users to create, read, update, and delete operations across all Common Data Service entities.

Thank you for your idea

Thank you for submitting [this idea](#). We listened to your idea, along with comments and votes, to help us decide what to add to our product roadmap.

Portal Checker enhancements

Enabled for	Public preview	Early access	General availability
Admins, makers, or analysts, automatically	-	-	Apr 2020

Feature details

The Portal Checker tool (released in the October '18 wave) checks portal configuration, identifies potential configuration problems, and provides solutions that help resolve portal issues. Portal customizers and administrators can use this tool to quickly resolve common issues and reduce the amount of time spent on diagnosing issues. As part of this feature enhancement, we add the ability to identify more scenarios that help resolve common portal issues.

Power BI Embedded component in portal designer

Enabled for	Public preview	Early access	General availability
Admins, makers, or analysts, automatically	-	-	Apr 2020

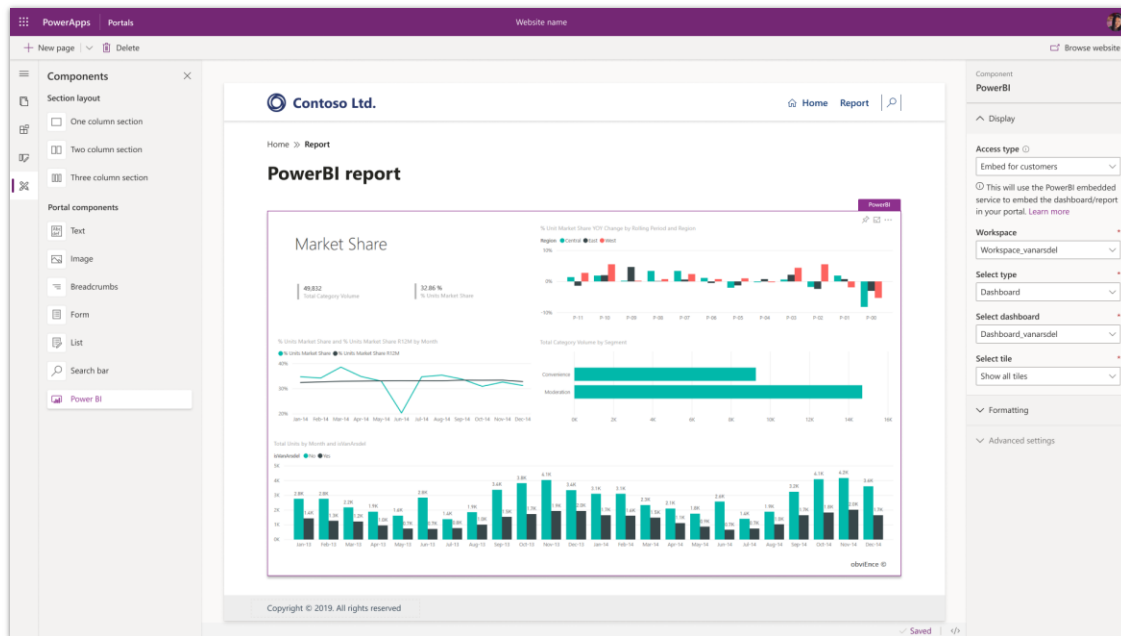
Business value

Portal provides the first party integration with Power BI by using the liquid tags. With Power BI Embedded component in portal designer experience we aim to simplify integration and abstract the liquid tag complexity.

Feature details

Embedding the Power BI in portal using liquid tag is quite cumbersome work, as maker has to get require data from Power BI and pass these values to appropriate parameter in liquid code.

With this feature we aimed at enabling Power BI Embedded as a first-class component in portal designer experience similar to Forms and List. So, maker can add require Power BI report or dashboard in portal by using the portal designer property panel, without worrying about the liquid code.



Power BI Embedded as component

Support for additional entities in global search

Enabled for	Public preview	Early access	General availability
End users by admins, makers, or analysts	-	-	Apr 2020

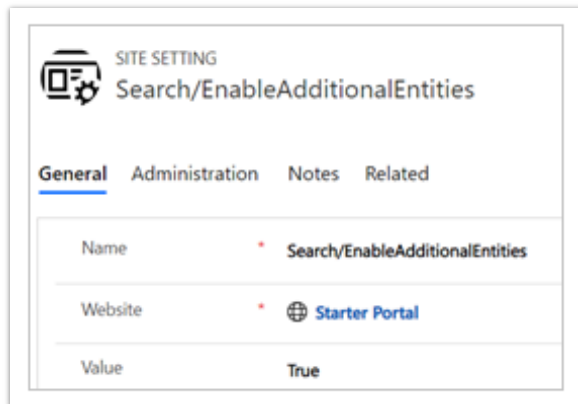
Business value

Global search helps users quickly search information across multiple record types. Users can already search across webpages and files, knowledge articles, blog and forum posts, ideas, and cases. Supporting additional entities, including custom ones, helps customers extend global search to more record types for their users. This especially helps customers derive more value from global search in Power Apps portals built from blank using starter portal template.

Feature details

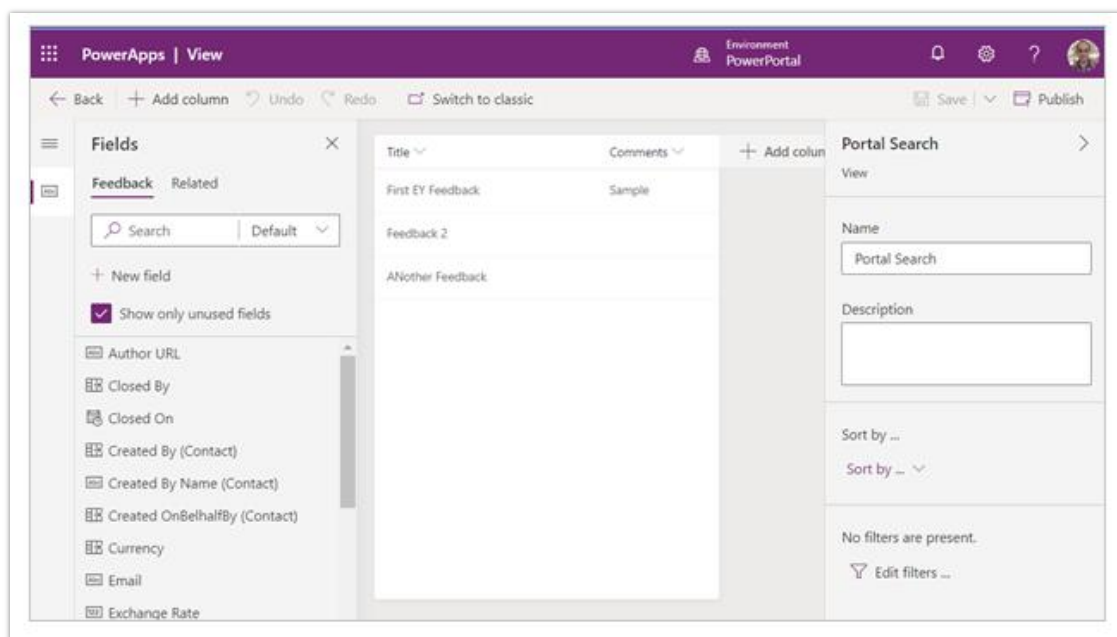
This feature aims at adding support for additional entities that can be searched within a portal in a configurable way.

The capability to enable search is controlled via settings:



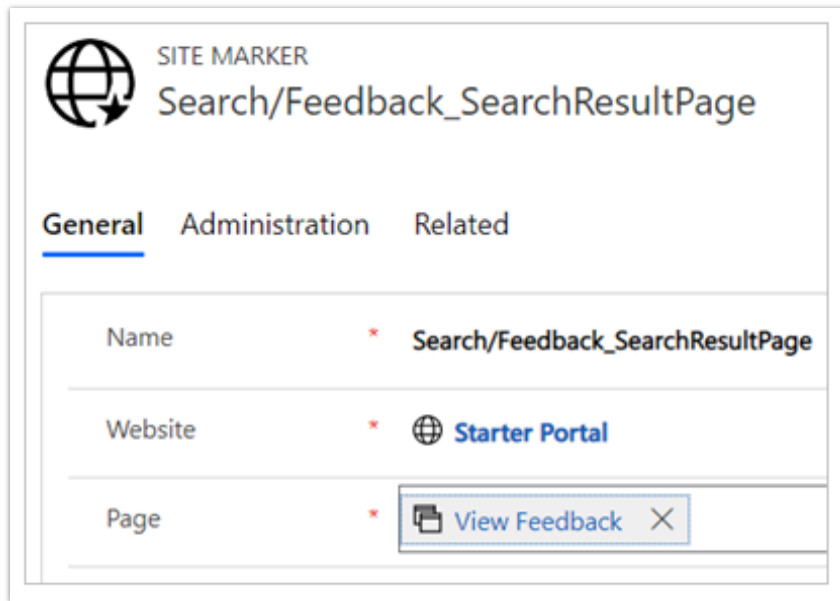
EnableAdditionalEntities search site setting

Records of a particular type that are to be made in global search and the fields that are indexed for search can be configured via a view for each entity individually.



Portal Search view

Record types can be secured and made available in search results via explicit **Read** entity permissions. Makers can specify the page that opens from their search results for each record type that they enable the search on.



Feedback_SearchResultPage result page value

Global search is based on Lucene.Net, and its current capabilities, such as specifying additional weights and filters, support for terms, and wildcards are available. Also, the configuration of entity filters, support for *searchindex* liquid tag are available for additional entities.



Search query site setting

Thank you for your idea

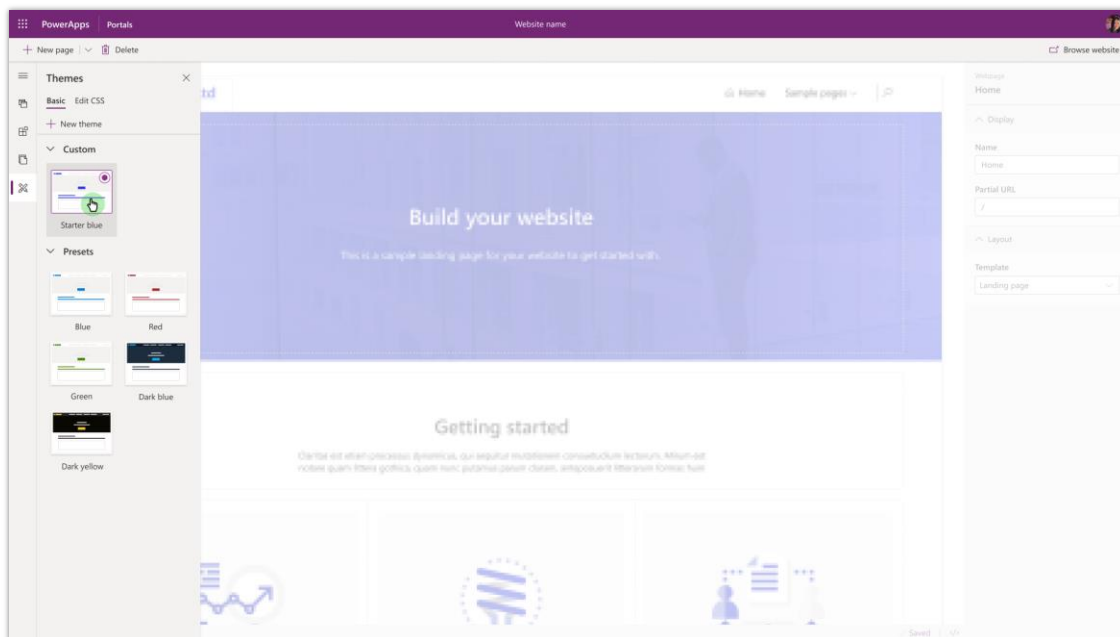
Thank you for submitting [this idea](#). We listened to your idea, along with comments and votes, to help us decide what to add to our product roadmap.

Simplified themes in portals Studio

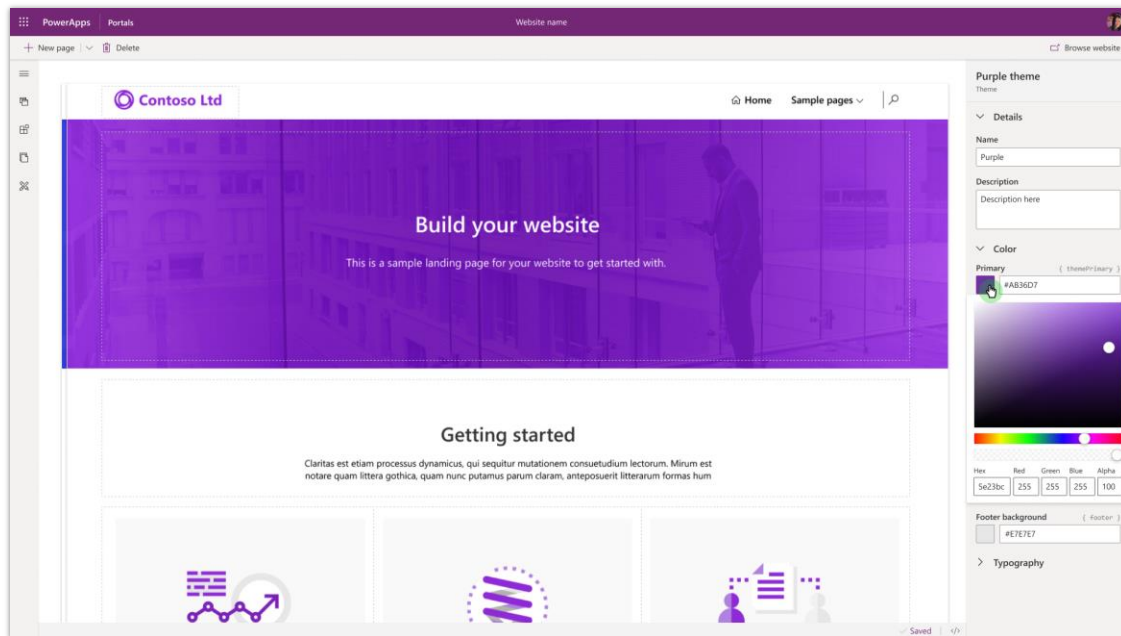
Enabled for	Public preview	Early access	General availability
End users by admins, makers, or analysts	Apr 2020	-	May 2020

Feature details

This feature provides simplified themes in portals Studio. Portal makers can use themes for common website properties using a simple and easy configuration experience.



Starter Blue theme



Custom Purple theme

Support for Authorization Code flow for OpenID Connect based authentication providers

Enabled for	Public preview	Early access	General availability
End users by admins, makers, or analysts	-	-	Jun 2020

Feature details

Authorization Code flow is one of the major authentication flows supported by OpenID Connect protocol for user authentication in applications. As part of this feature, we are adding support for Authorization Code flow.

Simplified permission management

Enabled for	Public preview	Early access	General availability
Admins, makers, or analysts, automatically	Apr 2020	-	Jun 2020

Feature details

This feature provides a simplified roles and permission management experience to makers setting up the portal that includes the following:

- Configuring web roles
- Configuring entity permissions

Simplified portal identity provider configuration

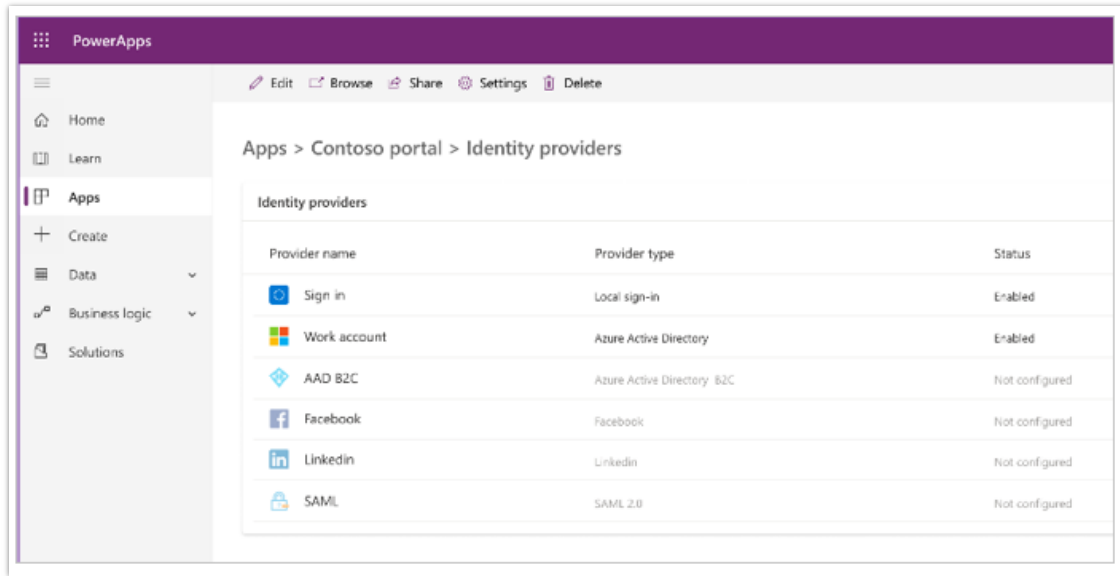
Enabled for	Public preview	Early access	General availability
Admins, makers, or analysts, automatically	Apr 2020	-	Jun 2020

Business value

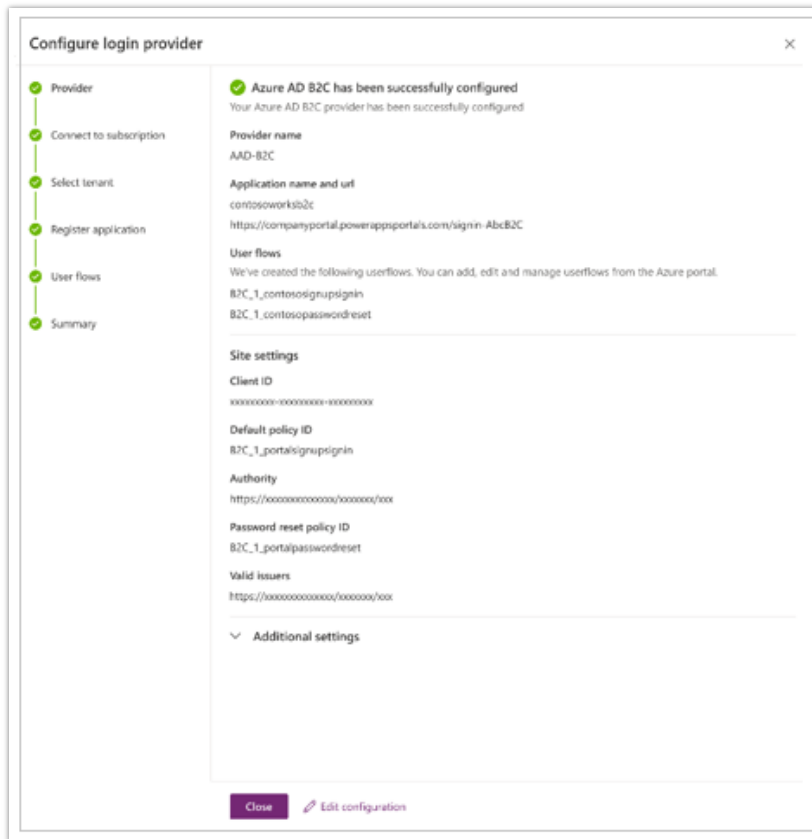
Setting up authentication provider is a core customization in any portal. With simplified portal identity provider configuration, we aim at providing in-app guidance for identity provider setup and abstract setup complexities. This helps makers and administrators quickly and easily perform setup for supported identity providers and also reduce usual configuration errors.

Feature details

The authentication setup experience today is complex and involves multiple steps. With the Azure Active Directory B2C as a provider, we make the experience easier with a step-by-step wizard and automate as much as possible so a user does not have to follow long documentation steps configuring all of this manually.

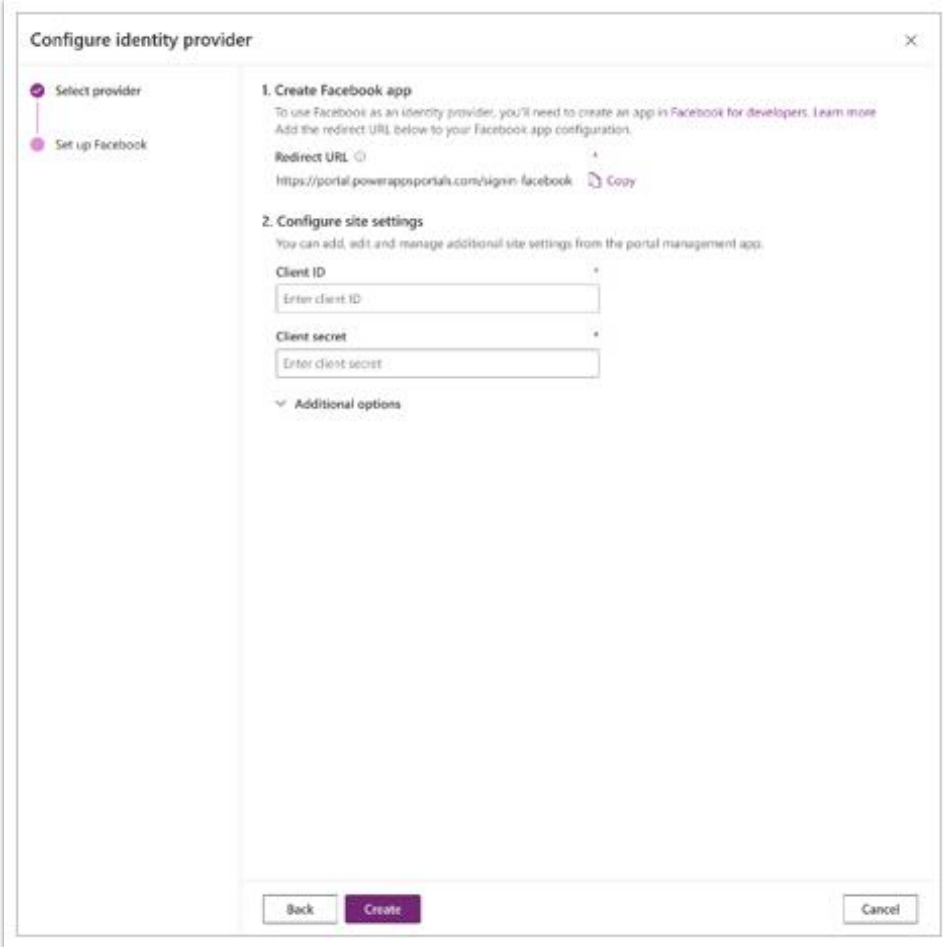


Identity providers for portals



Identity provider wizard

With other identity providers the feature provides guidance and an intuitive configuration experience. For example, for oAuth 2.0 based login providers, the setup provides links to provider documentation, easy-to-copy portal redirect URLs, and instructions to obtain and configure Client ID and Client Secret settings.



The screenshot shows a 'Configure identity provider' dialog box with a close button (X) in the top right corner. On the left, there is a vertical navigation pane with two items: 'Select provider' (highlighted with a purple dot) and 'Set up Facebook' (with a pink dot). The main content area is titled '1. Create Facebook app' and includes the following text: 'To use Facebook as an identity provider, you'll need to create an app in Facebook for developers. [Learn more](#). Add the redirect URL below to your Facebook app configuration.' Below this is a 'Redirect URL' field with a copy icon, containing the text 'https://portal.powerappsportals.com/signin-facebook'. The next section is '2. Configure site settings', with the instruction: 'You can add, edit and manage additional site settings from the portal management app.' It contains two input fields: 'Client ID' with the placeholder 'Enter client ID' and 'Client secret' with the placeholder 'Enter client secret'. Below these is a collapsed section 'Additional options'. At the bottom of the dialog are three buttons: 'Back', 'Create' (highlighted in purple), and 'Cancel'.

Configure oAuth 2.0 login provider

Sophisticated apps on a unified platform

Overview

Power Apps combines the flexibility of a blank canvas that can connect to any data source with the power of rich forms, views, and dashboards modeled over data in the Common Data Service. As we continue to combine the strengths of both canvas and model-driven applications, users of both app types will benefit with greater control and flexibility.

Build responsive, reflowing canvas app pages

Enabled for	Public preview	Early access	General availability
End users by admins, makers, or analysts	Jun 2020	-	-

Feature details

In Power Apps Studio, app makers can build pages that are fully responsive to changes in screen size and orientation and offer the same flexibility for custom UI and data binding as standard canvas app screens. These pages contain pre-built layouts with regions that automatically re-flow as the available real estate on the screen changes, and they also support all existing canvas concepts, such as reusable custom components. App makers can build these components in Power Apps Studio, or a professional developer can build them by using Power Apps component framework.

All app developers, including implementers of Common Data Service, can build fully custom and responsive experiences into their applications, thus improving experiences that are tailored to the needs of users and increasing their satisfaction. Many people in the Power Apps community have requested this important step on the journey toward unifying app types.

Thank you for your idea

Thank you for submitting [this idea](#). We listened to your idea, along with comments and votes, to help us decide what to add to our product roadmap.

Enabling printable pages in canvas apps

Enabled for	Public preview	Early access	General availability
End users by admins, makers, or analysts	Jul 2020	-	-

Business value

This has been a top requested item from the Power Apps community and enables field service like scenarios.

Feature details

Makers are able to configure a printable page in their canvas apps, taking the content on the screen and turning it into a printable format (PDF). This enables users to use components and concepts they already know to be able to create and capture a page to print. This has been a

top requested item from the Power Apps community to enable scenarios that require a document or file which can be printed or emailed.

Thank you for your idea

Thank you for submitting [this idea](#). We listened to your idea, along with comments and votes, to help us decide what to add to our product roadmap.

Auto generate web app on top of your existing data

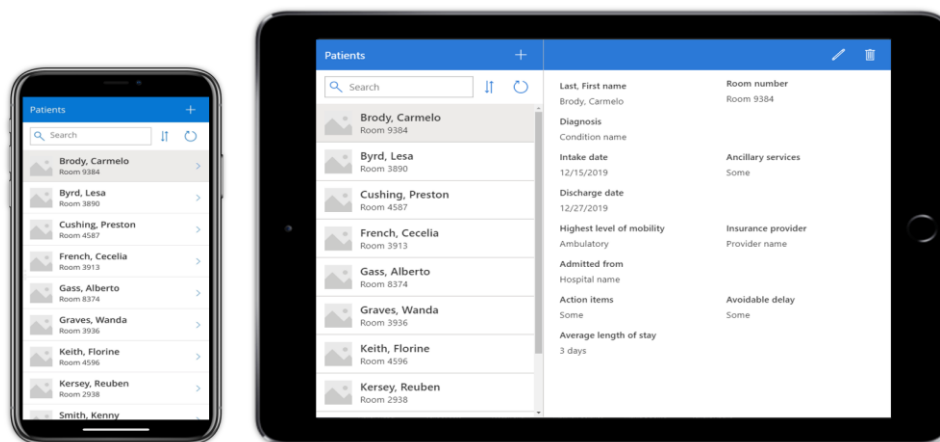
Enabled for	Public preview	Early access	General availability
Admins, makers, or analysts, automatically	-	-	Apr 2020

Business value

As a maker, you can now create an app from data in a landscape format instead of just a phone layout. This makes it easier to build a canvas app for both web and tablet scenarios on top of your existing SharePoint, Excel, SQL, and Common Data Service data without having to build it from scratch.

Feature details

The app from data templates we provide will now be responsive, so as a maker, you can generate the app once for both tablet and mobile form factors. For example, in the tablet layout, you will have a master-detail view so that you can easily switch between records without having to leave your current screen. On mobile, you can use the entire screen for the list and detail view.



Responsive app from data template

Large file and image support in model-driven forms

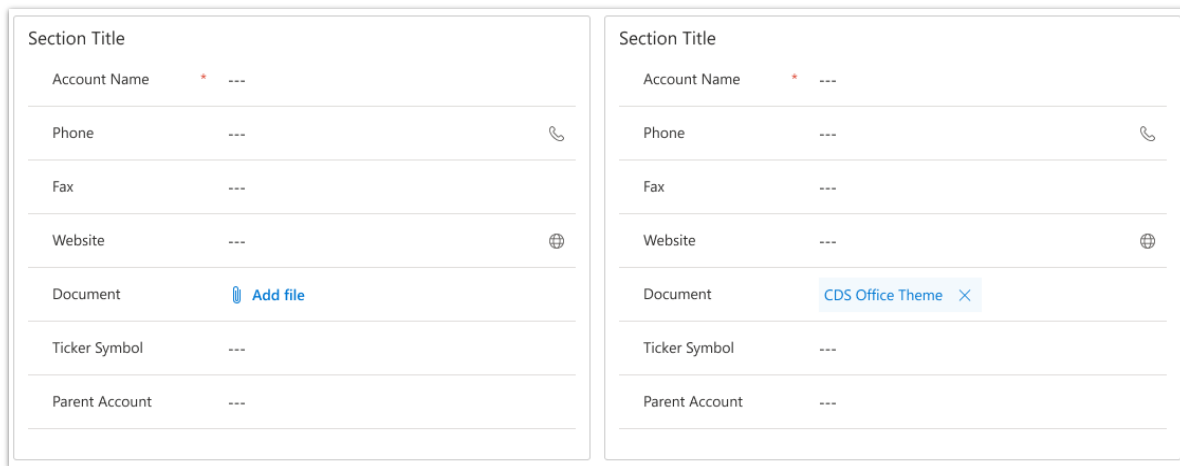
Enabled for	Public preview	Early access	General availability
End users by admins, makers, or analysts	-	-	Apr 2020

Business value

- File and image entity attribute can be added to any part of the form
- Files can be uploaded up to 128 MB
- Images can be uploaded up to 30 MB

Feature details

Attachments in forms used to be limited to 5 MB, which limit the ability to add large files, such as PDF, images, and videos to items. New large file and image support in model-driven forms will allow users the ability to have large attachments in their apps--up to 128 MB for files and 30 MB for images.



Large file control

Chart and dashboard styling improvements for model-driven apps

Enabled for	Public preview	Early access	General availability
End users, automatically	-	✓ Jan 29, 2020	Apr 2020

Business value

UI improvements for better user experience and promote transition to Unified Interface.

Feature details

Dashboards and charts are updated in model-driven apps to improve visibility and provide a simpler interface. This includes updated dashboard selection with the user dashboards appearing above system dashboards and minor styling changes. In addition to dashboard updates the related entity grid on forms now includes a **Show Chart** button to match the main grid page.

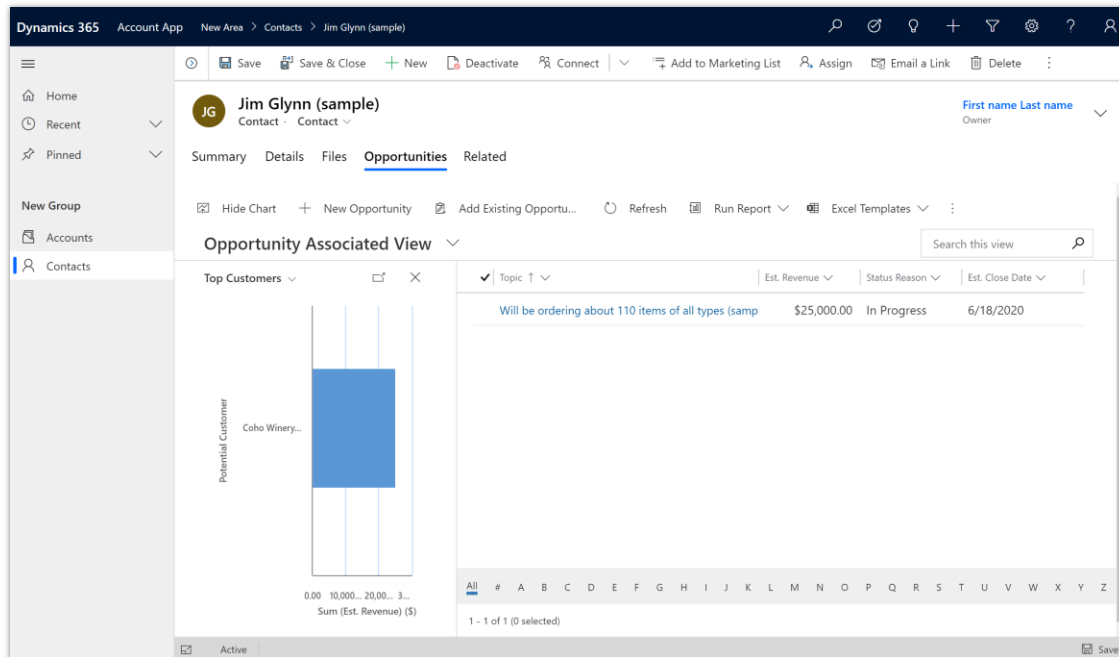


Chart control next to the associated grid in the form page

Enable creating and editing data in forms displayed as a modal dialog without navigating away

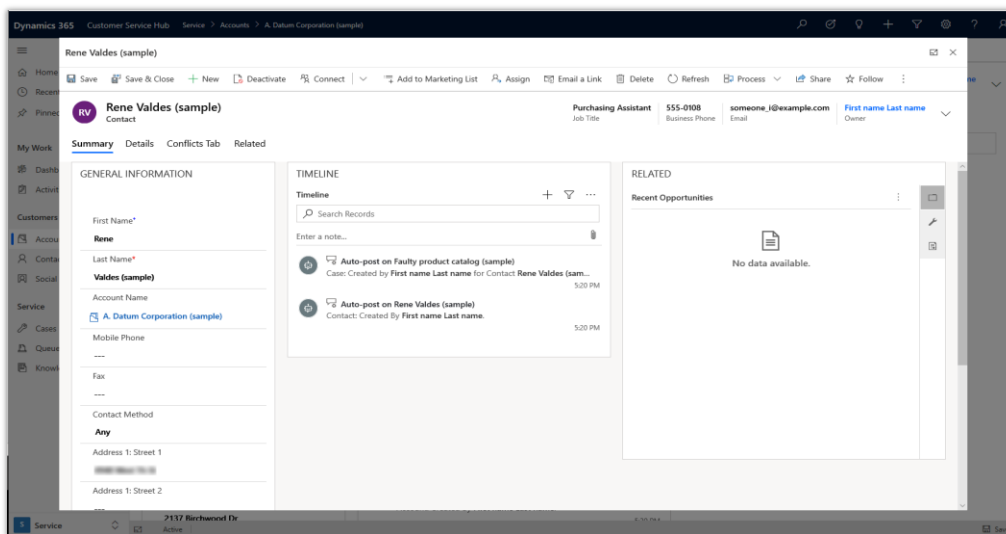
Enabled for	Public preview	Early access	General availability
Admins, makers, or analysts, automatically	✔ Jan 29, 2020	-	Apr 2020

Business value

Users do not have to navigate away from a form to create or edit a related record. This greatly improves productivity by reducing clicks and eliminating the need to do unnecessary navigation back and forth across forms.

Feature details

Users no longer have to navigate away to add or edit a related record. Makers will be able to open a main form in a dialog directly from another main form. This greatly improves overall productivity by reducing clicks and unnecessary navigation when working with related records. This feature will be available with the 'navigateTo' api and can be used from a command bar, event, or plugin to open a main form record in a dialog experience.



Main form dialog

See also

[Open a main record in a dialog in a model driven app](#) (blog)

[Open main form in a dialog using client API](#) (docs)



Save is always visible in the command bar on edit forms

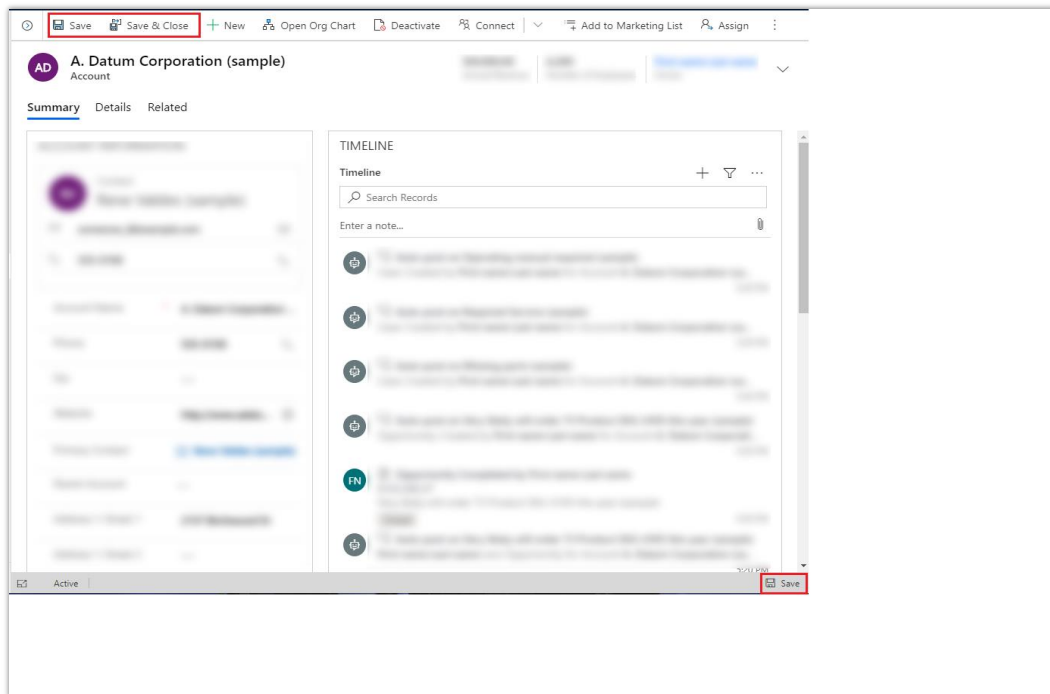
Enabled for	Public preview	Early access	General availability
End users, automatically	-	✓ Jan 29, 2020	Apr 2020

Business value

Improve usability and NSat based on direct feedback from customers, partners, and first-party app teams.

Feature details

Customers using model-driven Power Apps will see the **Save** and **Save & Close** option on the out-of-box entity command bar when editing a record. Before this release, if the auto save option was turned on, both options were hidden and not available in the command bar. The save option was only visible in the footer.



Save on command bar

See also

[Save and Save and Close options are always visible](#) (blog)

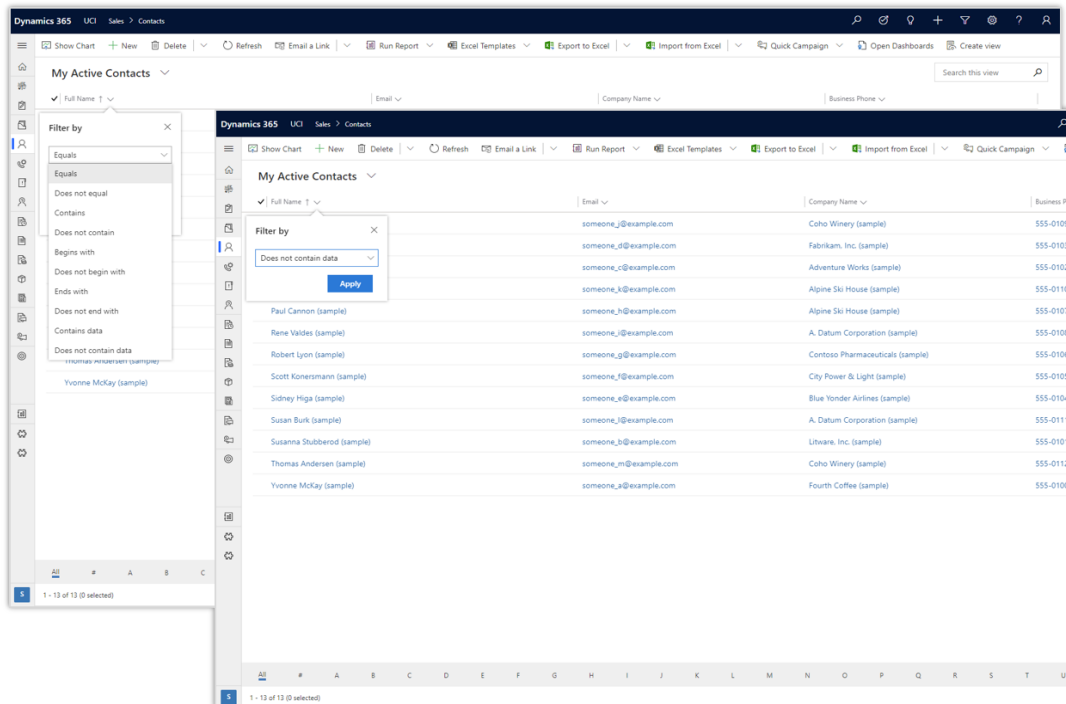
Improved grid column filtering in Power Apps

Enabled for	Public preview	Early access	General availability
End users, automatically	-	✓ Feb 3, 2020	Apr 2020

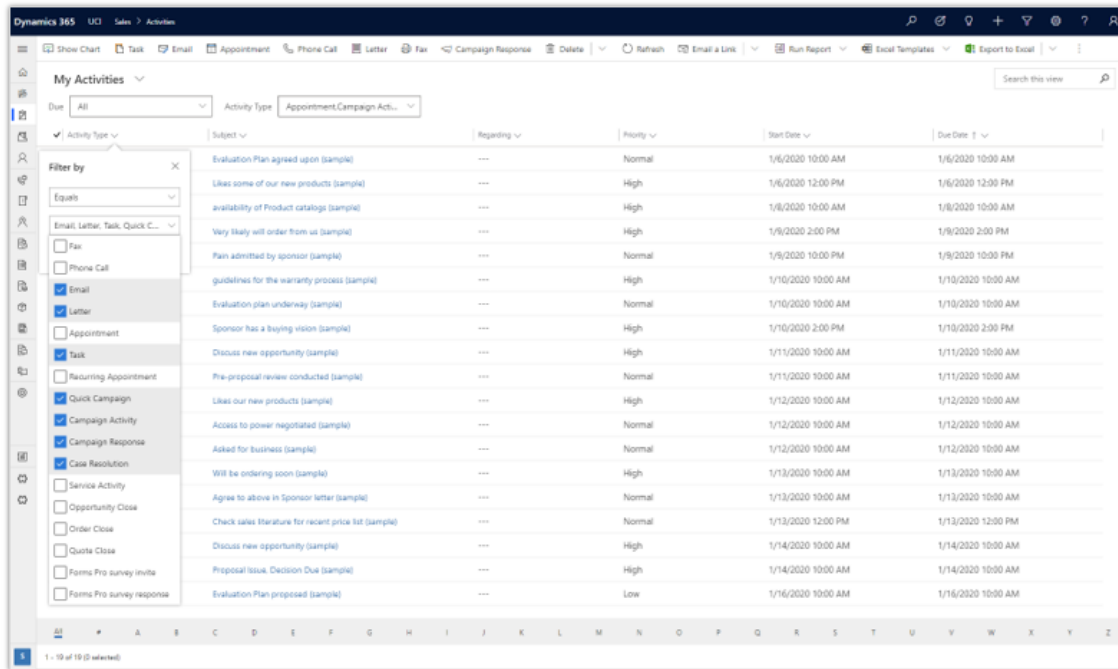
Feature details

Tabular data manipulation is now easier with a whole range of advanced grid column filtering capabilities.

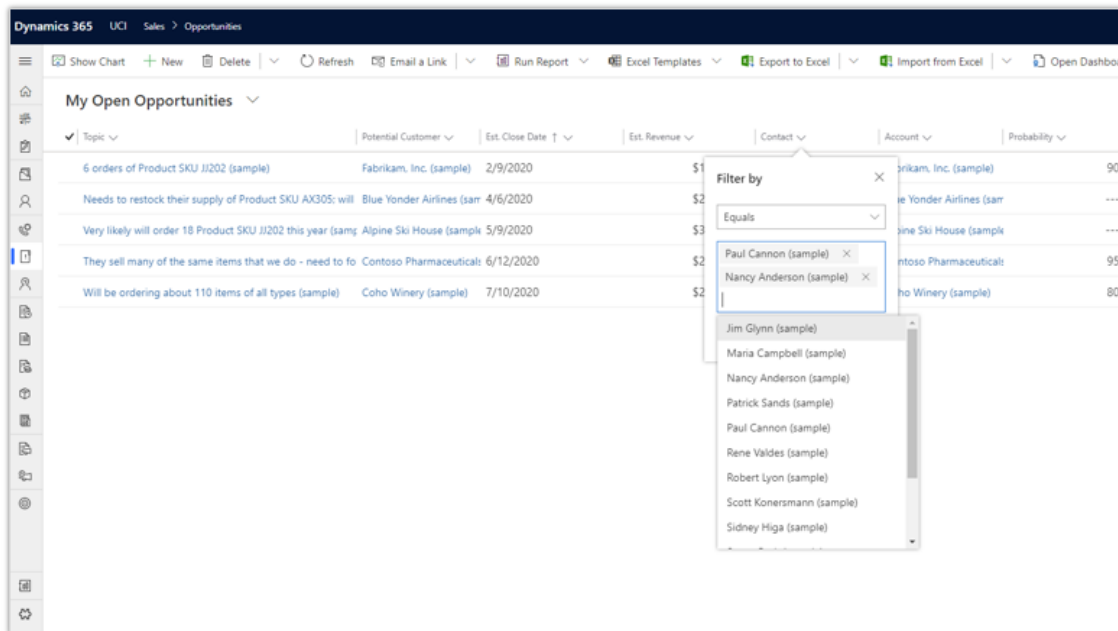
- String and numeric fields have operators to filters like: *begins with, ends with, and contains data.*
- Activity management is vastly improved with a new set of date filters. Absolute (before, after, on, etc.) and relative (last week, next year, older than X months, etc.) filters put powerful slicers at your fingertips.
- Filtering on option set columns is as easy as checking items off a list.
- Lookup columns also have an enhanced inline lookup experience for quick filtering.



Grid filtering

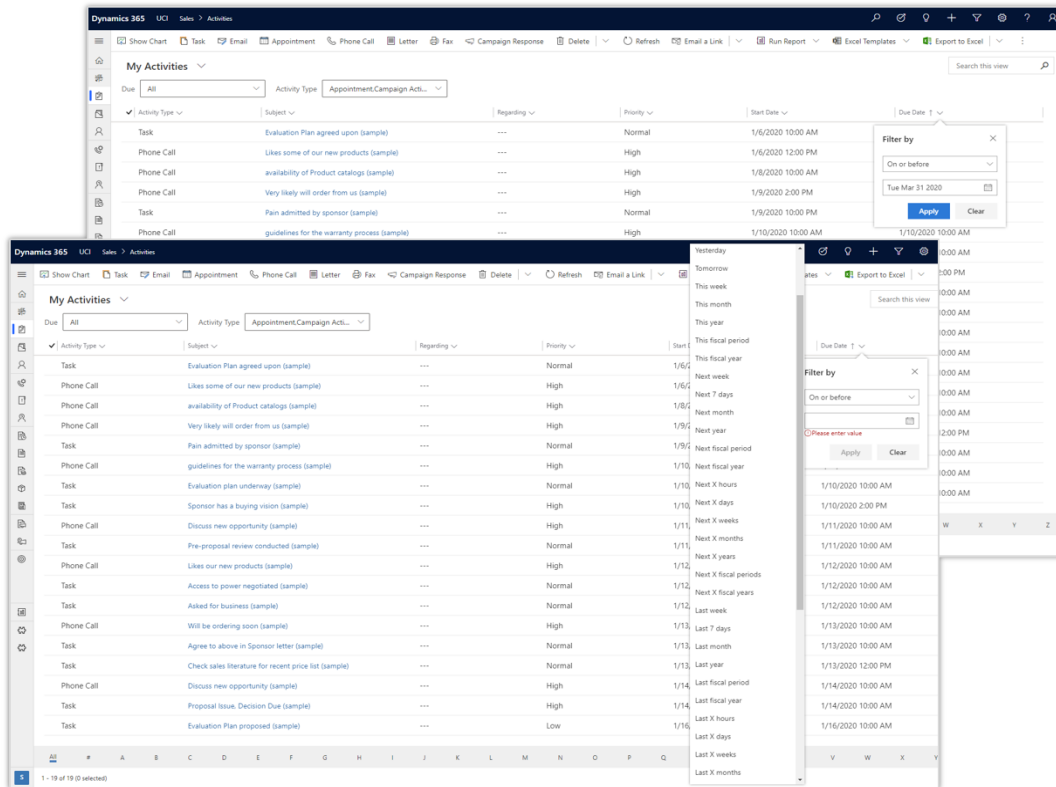


Grid filters option set



Grid filter lookup





Grid filter date

See also

[Use grid filters](#) (docs)

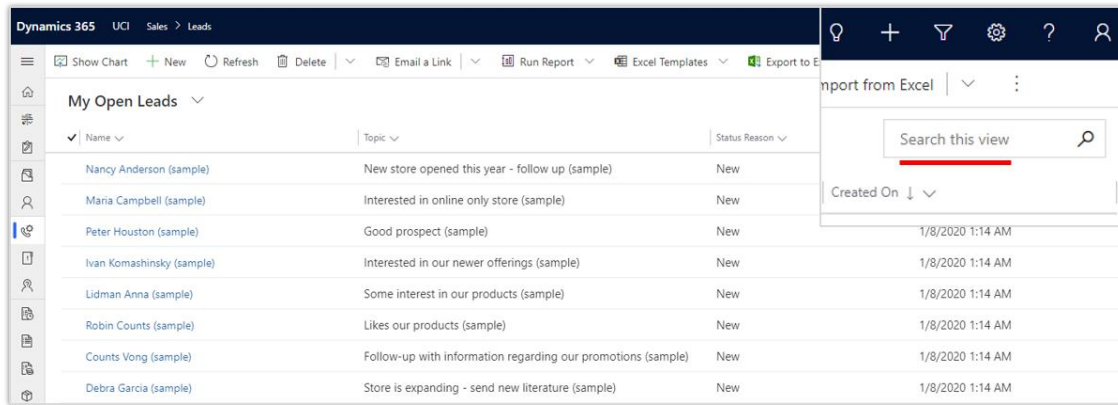
Improvements to quick find search experience on a grid

Enabled for	Public preview	Early access	General availability
End users, automatically	-	✓ Feb 3, 2020	Apr 2020

Feature details

Searching for records on a grid is more intuitive with the current view definition honored when performing search. The **Search this view** capability on the grid now applies the current view conditions and then searches on the fields that are configured in the quick find view definition. Enabled by default, administrators can switch back to quick find search experience easily, which targets an entity's quick find view definition for searching against and for displaying results.





Search

See also

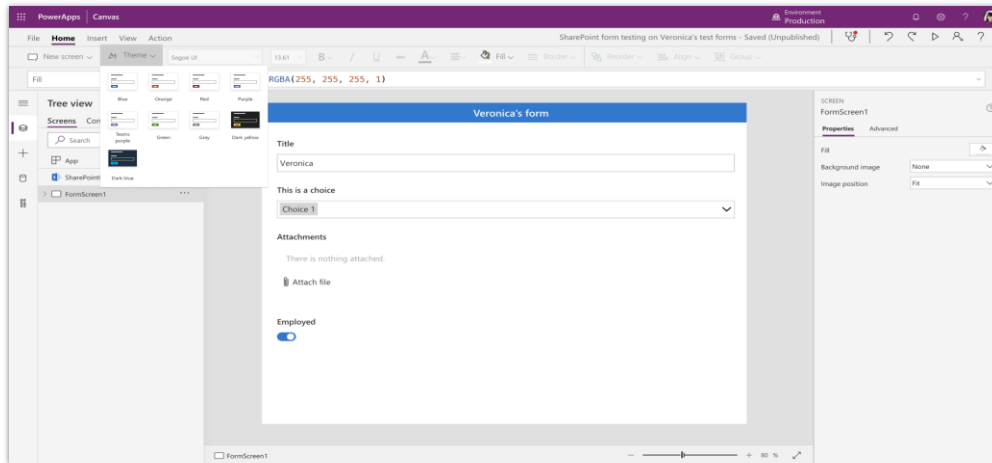
[Use search on a grid \(docs\)](#)

Improved themes in Power Apps

Enabled for	Public preview	Early access	General availability
End users by admins, makers, or analysts	Mar 2020	-	Apr 2020

Feature details

Introducing improved themes for both canvas and model-driven apps that reflect modern Microsoft Fluent themes. Canvas apps also have new control sizing introduced to allow makers to build apps with controls sized for web-based and mobile scenarios. New themes made available for model-driven app as a preview.



Power Apps studio with new control styles and theme dropdown

Improved data source experience and Common Data Service view are generally available

Enabled for	Public preview	Early access	General availability
Admins, makers, or analysts, automatically	✓ Aug 14, 2019	-	Apr 2020

Business value

This feature provides a number of usability enhancements for accessing all data sources. Common Data Service entities are prominent. Speed of access to Common Data Service is now greater than 50% along with greater stability than previous releases. Makers can now work with Common Data Service views. The features and speed improvements make this way of connecting to Common Data Service preferable over the Dynamics 365 connector.

Feature details

This update includes the following features:

New data sources pane: The sidebar now includes a **Data** sources panel icon and pane, which replaces many of the data panels that open over the right edge of the canvas area. This panel allows adding data sources into the app or creating new connections without inserting a control. It provides an easy way to see the data source in your app and perform actions like refresh or delete.

Entity view selection: When a Common Data Service entity is used as a data source, a view can be selected in the property pane, and the **Items** property is updated. The property pane will update the **Items** property to add the **Filter** function taking the view name as the filter.

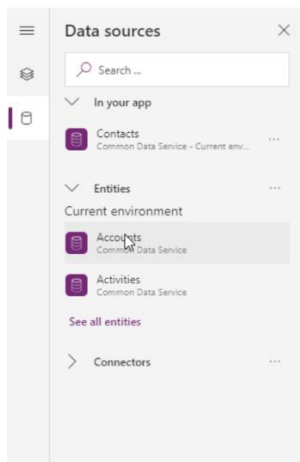
A big benefit of working with Common Data Service views is that the query for the view is run on the server - not locally on your device. This means you avoid delegation issues with the core query. In addition, you have the flexibility to append other filter conditions that are delegated, if supported. For more advanced queries, just nest the **Filter** function within other functions using the formula bar.

Combo box data source selection: The combo box control also supports the data source selection call out and view selection. This is the same as the gallery and data table controls.

Change Common Data Service environment: Data source selection call out can change the environment to get a Common Data Service entity from another environment. This works within the same tenant. The current environment is the app's environment and changes when the app moves to a new environment. Other environment selections stay the same when the app moves to a new environment.

Improved data field defaulting: When a gallery or data table control is bound to an entity, the fields are defaulted using the default public view. This improves the initial fields used and can be controlled by editing that view. Field defaulting only happens when the entity is set as the data source and after that fields are managed with the data panel.

Improved speed and reliability for connecting to Common Data Service: Performance testing indicates a 2x (and better) speed improvement for connecting to Common Data Service. Reliability has significantly increased as well.



Improved data experience

See also

[Preview for Improve data source experience and Common Data Service views](#) (blog)

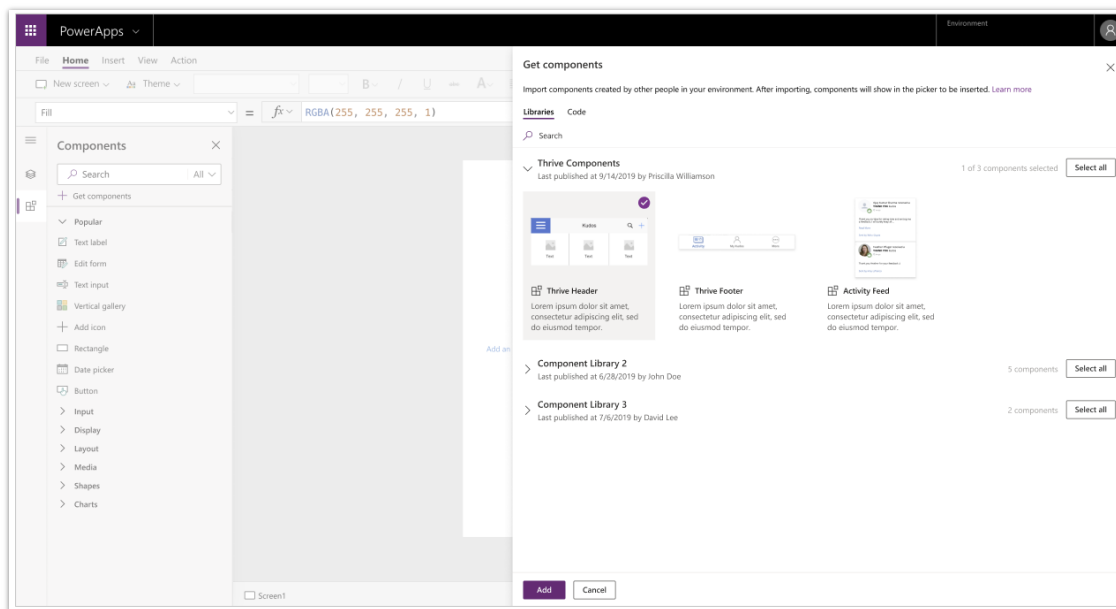
Canvas components are generally available

Enabled for	Public preview	Early access	General availability
End users, automatically	-	-	Apr 2020

Feature details

Canvas components are generally available for app makers to use in production apps with improved experiences and quality. App makers can share and update components with other makers by creating component libraries. Libraries are containers of component definitions that make it easy to discover and search for components, publish updates across environments, and notify app makers of available component updates. Data source references are also supported in components and several limitations of components, such as using components in gallery controls and forms, using collections in components, and exporting with related media files that have been removed.

Solution awareness of canvas components and apps that use them is also enabled through component libraries. Migrating an app and its dependencies across environments is now possible through Common Data Service solutions. Canvas apps and component libraries are handled very similarly and modeled under the same 'CanvasApp' entity.



Add new components from libraries

Build apps on top of your existing data in SharePoint more easily

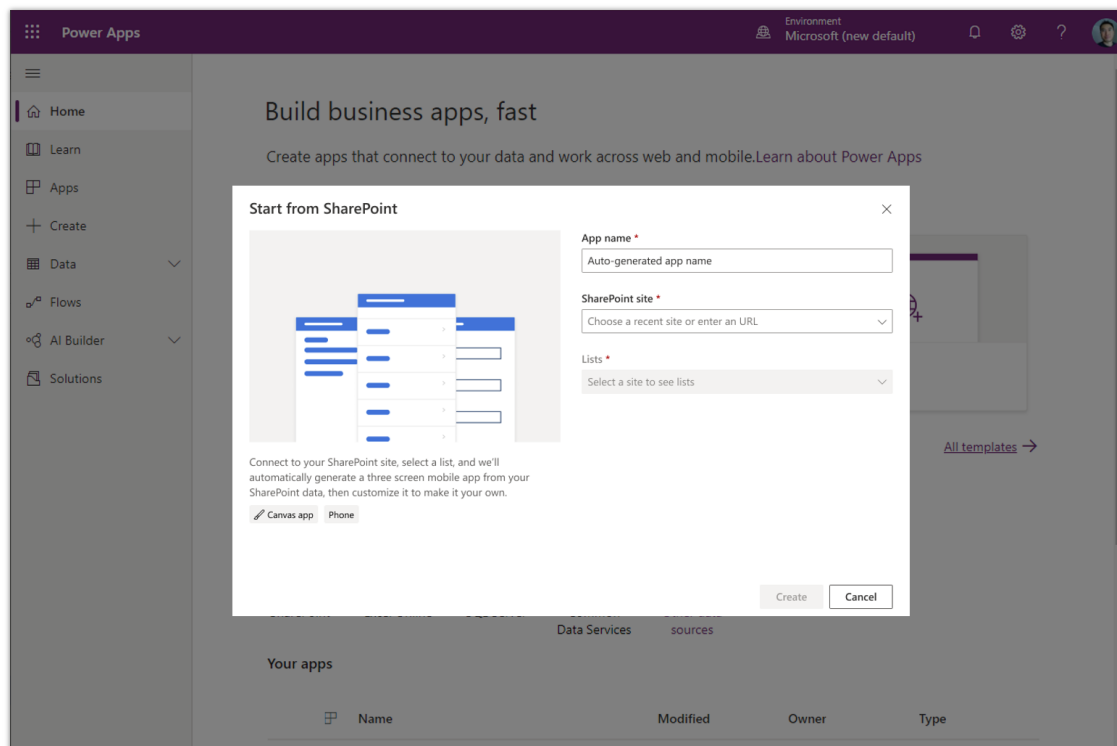
Enabled for	Public preview	Early access	General availability
Admins, makers, or analysts, automatically	-	-	May 2020

Business value

This feature improves the app from data funnel and encourages more users to get started.

Feature details

As a maker, you can create a new app from SharePoint data using our more streamlined wizard within the maker portal. It's both faster and easier to use so that you can more quickly get started building an app on top of your existing tabular data.



Streamlined data connection selection

Easily access and search for help while building apps

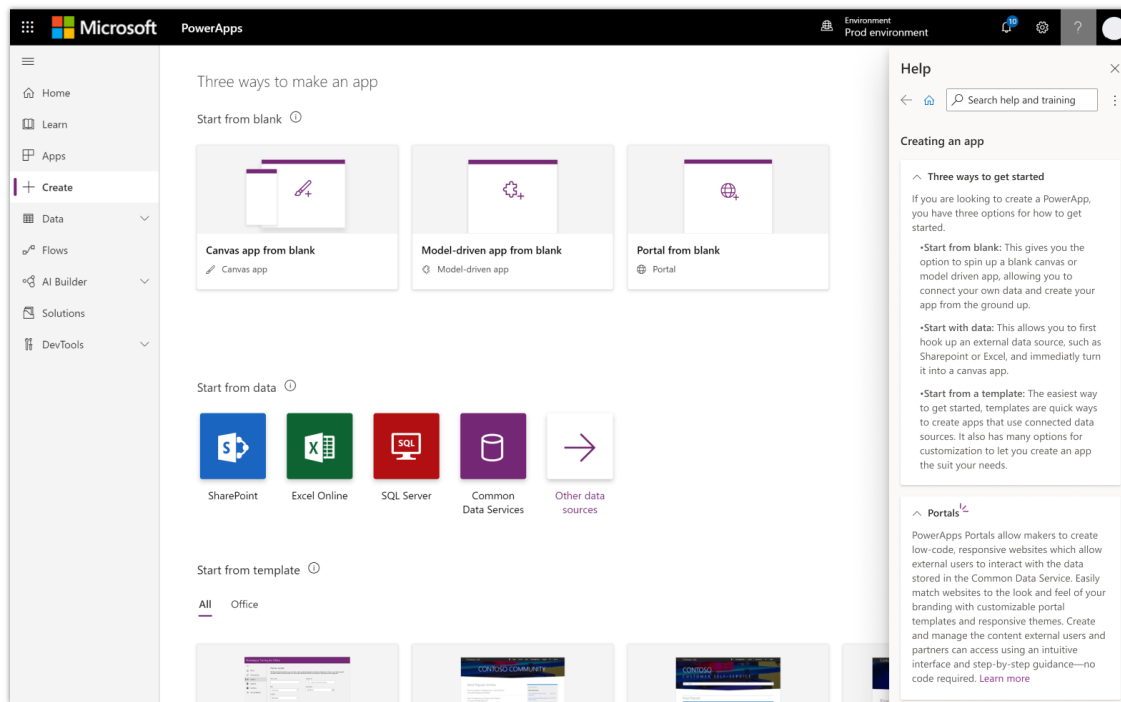
Enabled for	Public preview	Early access	General availability
Admins, makers, or analysts, automatically	-	-	May 2020

Business value

As a maker you no longer have to leave Power Apps in order to find the help you need. By opening the help pane, you can have instant access to all of our existing guides and docs.

Feature details

With a new inline help experience, makers will be able to easily find relevant guides and docs for maker experiences within Power Apps. Makers can even search across all of our existing help [materials](#) within this inline experience so that they can easily answer their Power Apps questions without ever having to leave Power Apps.



Inline help in the maker portal

Power Automate

Overview of Power Automate 2020 release wave 1

Microsoft Power Automate makes it possible to grow your business productivity by automating repetitive, time-consuming tasks. Power Automate provides a better way to get things done across your organization through digital and robotic process automation. There are three major investment areas for the 2020 release wave 1 (April-September 2020).

First, it's easier than ever for citizen developers to build powerful automation across the **300+ connectors** in Power Automate. This includes new, intelligent experiences that build on AI Builder and integrated experiences in Microsoft Teams, Microsoft Azure, and the other services in Microsoft Power Platform.

Second, **UI flows**, a robotic process automation (RPA) feature, will be released to general availability in this release wave. UI flows automate mundane, rules-based tasks with point-and-click simplicity—whether the app is old or new, on-premises or in the cloud. This now includes both attended (where you're logged in to the machine) and unattended scenarios (where the flow runs in the background on a virtual machine).

Third, Power Automate enables modelling and running human-driven business process with the **modern approval** and **business process flow** features. There are new capabilities in this area, including an easier way to connect your business process flows with automated flows.

Use Power Automate [documentation](#) to get expert information and answers to address your needs, regardless of how you use Power Automate.

What's new and planned for Power Automate

This topic lists features that are planned to release from April 2020 through September 2020. Because this topic lists features that may not have released yet, **delivery timelines may change and projected functionality may not be released** (see [Microsoft policy](#)).

In the **General availability** column, the feature will be delivered within the month listed. The delivery date can be any day within that month. Released features show the full date, including the day of release.

This check mark (✓) shows which features have been released for public preview or early access and for general availability.

More intelligent and powerful capabilities for Power Automate makers

The citizen developers of Power Platform now have richer capabilities when they are building out business processes inside of Power Automate.

Feature	Enabled for	Public preview	Early access*	General availability
Common expressions simplified	Admins, makers, or analysts, automatically	-	-	Apr 2020
Discover, learn, and create flows with seamless new experiences	Admins, makers, or analysts, automatically	-	-	Apr 2020
Power Automate and Microsoft Teams productivity enhancements	Admins, makers, or analysts, automatically	-	-	Apr 2020
Azure integration with Power Automate	Admins, makers, or analysts, automatically	-	-	Apr 2020
Building AI-infused workflows	Admins, makers, or analysts, automatically	-	-	Jul 2020
Certified datasets in Power Automate	Admins, makers, or analysts, automatically	-	-	Jul 2020
Copy and paste in Power Automate is generally available	Admins, makers, or analysts, automatically	-	-	Jul 2020
Interactive adaptive cards	Admins, makers, or analysts, automatically	-	-	Sep 2020
Power Automate is more accessible	Admins, makers, or analysts, automatically	-	-	Sep 2020

UI automation for applications and websites

Automate repetitive tasks across services and applications using UI flows in Power Automate

Feature	Enabled for	Public preview	Early access*	General availability
Native support for commonly used applications	Admins, makers, or analysts, automatically	Sep 2020	-	-
Advanced error handling for UI flows	Admins, makers, or analysts, automatically	-	-	Jun 2020
Solutioning support for UI flows	Admins, makers, or analysts, automatically	-	-	Jun 2020
Automate web-based applications	Admins, makers, or analysts, automatically	✓ Nov 4, 2019	-	Jun 2020
Automate Windows applications	Admins, makers, or analysts, automatically	✓ Nov 4, 2019	-	Jun 2020
IME support for UI flows	Admins, makers, or analysts, automatically	Mar 2020	-	Jun 2020
Retry for desktop UI flows	Admins, makers, or analysts, automatically	Mar 2020	-	Jun 2020
Run UI automation scripts on virtual machines	Admins, makers, or analysts, automatically	Mar 2020	-	Jun 2020
Unattended automation in UI flows	Admins, makers, or analysts, automatically	Mar 2020	-	Jun 2020
Secrets management	Admins, makers, or analysts, automatically	-	-	Sep 2020
Advanced editor capabilities	Admins, makers, or analysts, automatically	Sep 2020	-	Sep 2020

World-class business process capabilities

Power Automate provides world-class business process capabilities for its users that span endpoints and experiences

Feature	Enabled for	Public preview	Early access*	General availability
Contextual automations in Power BI	Admins, makers, or analysts, automatically	-	-	Apr 2020
Cohesive Microsoft Teams file experiences	Admins, makers, or analysts, automatically	-	-	Jul 2020
Use business process flows in Office 365 apps	Admins, makers, or analysts, automatically	-	-	Jul 2020
Flow steps in business process flows are now generally available	Admins, makers, or analysts, automatically	✓ Jun 7, 2019	-	Jul 2020

* Some features are available for you to opt-in as part of early access on February 3, 2020, including all mandatory changes that impact end users. Learn more about [early access](#).

Description of **Enabled for** column values:

- **End users, automatically:** These features include change(s) to the user experience for end users and are enabled automatically.
- **Admins, makers, or analysts, automatically:** These features are meant to be used by administrators, makers, or business analysts and are enabled automatically.
- **End users by admins, makers, or analysts:** These features must be enabled or configured by the administrators, makers, or business analysts to be available for their end users.

For more information about geographic areas, data centers (regions), data storage, and replication, click **expand all** on the [Where your data is located page](#) and find the Microsoft cloud service for this feature.

More intelligent and powerful capabilities for Power Automate makers

Overview

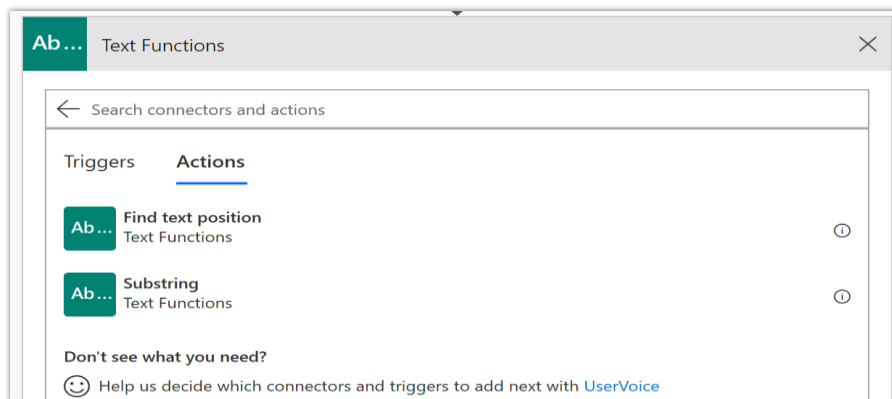
The citizen developers of Power Platform now have richer capabilities when they are building out business processes inside of Power Automate.

Common expressions simplified

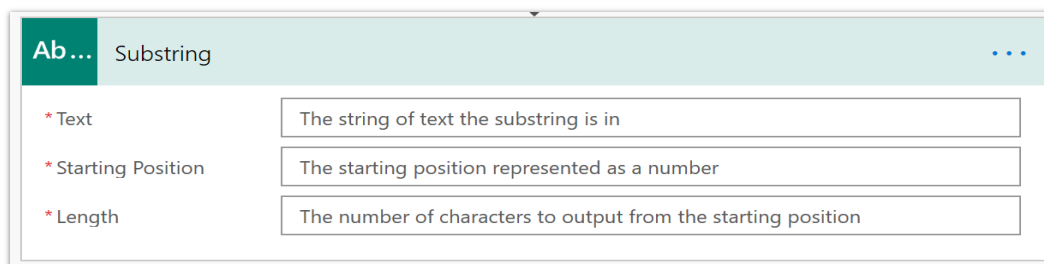
Enabled for	Public preview	Early access	General availability
Admins, makers, or analysts, automatically	-	-	Apr 2020

Feature details

In order to enable all personas to leverage the value of Logic Apps advanced expressions, complexity at every level needs to be removed. During 2020 release wave 1, we will be adding five new text expression actions, making text manipulations and formats significantly easier to configure.



List of expression actions



Expressions card

Discover, learn, and create flows with seamless new experiences

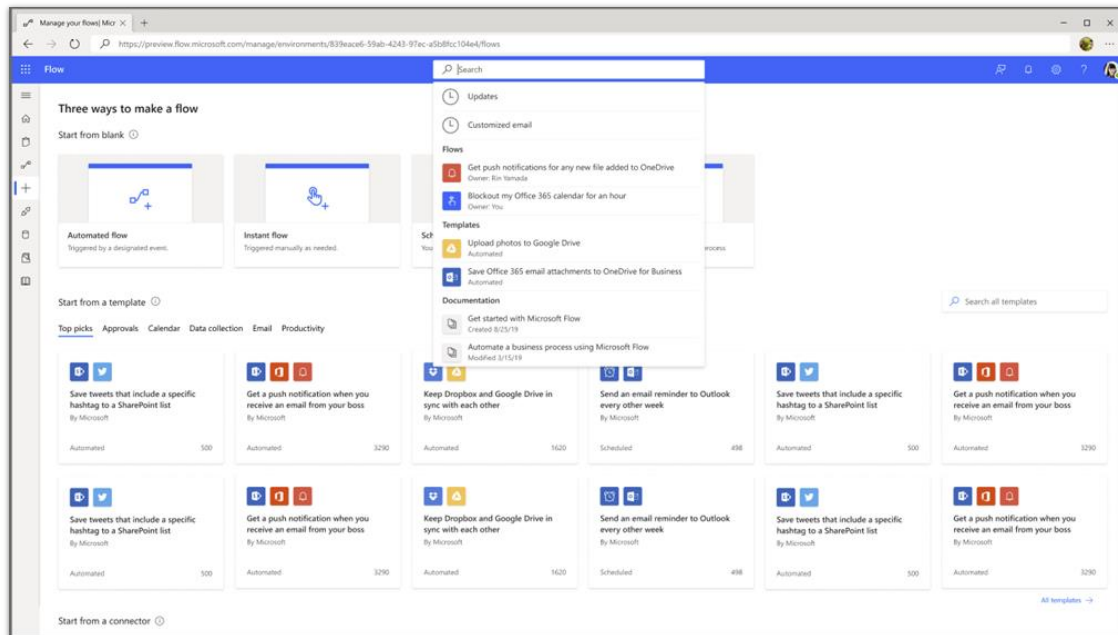
Enabled for	Public preview	Early access	General availability
Admins, makers, or analysts, automatically	-	-	Apr 2020

Feature details

In 2020 release wave 1, we are creating entirely new experiences that will make it easier for you to discover everything you can do with Power Automate. Whether you're searching for a flow across environments, help for building your first approval flow, or guided learning tutorials to get started, universal search will help you get there in a few steps.

We are also revamping the Power Automate designer by adding:

- Discovery experiences to help users find and use new features, templates, and connectors.
- In-product help and guided learning.
- Improved creation experiences for template-based flows as well as flows created from scratch.



Search experience

Power Automate and Microsoft Teams productivity enhancements

Enabled for	Public preview	Early access	General availability
Admins, makers, or analysts, automatically	-	-	Apr 2020

Business value

Extends services available out of the box, reduces learning curve, and encourages early adoption of Microsoft Teams and Office 365. Results in consistently better outcomes in alignment with digital transformation goals.

Feature details

Embedded workflow scenarios for collaboration and productivity within Microsoft Teams continues to be a priority. Power Automate is working behind the scenes of everyday activities to offer process assistance without requiring you to learn Power Automate.

Here are some examples:

- Remind me about a message.
- Notify me when a file is modified.
- Notify me when I get a new meeting invitation.
- Notify me when a keyword is mentioned in a channel message.
- Notify me when someone's presence information changes.

Azure integration with Power Automate

Enabled for	Public preview	Early access	General availability
Admins, makers, or analysts, automatically	-	-	Apr 2020

Feature details

In our continuous effort to improve the experience for Azure developers on the Power Platform, we've streamlined the experience for creating flows by using a template from the Azure portal.

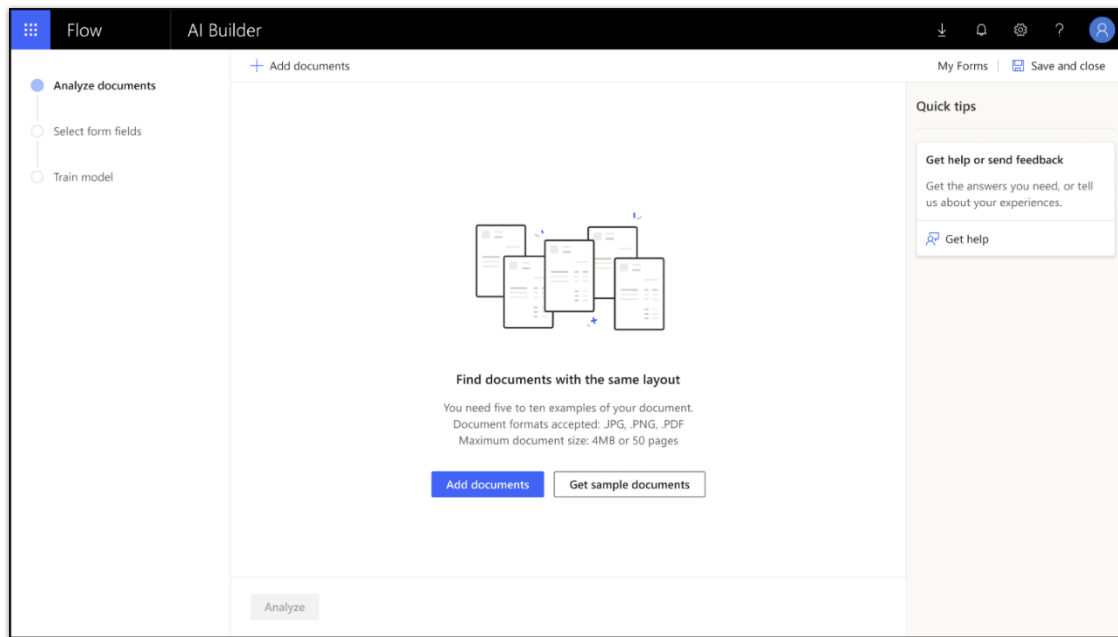
We also added templates to support common enterprise scenarios. For example, one of these templates gives the ability for someone to receive a notification when their costs increase by 10% day over day.

Building AI-infused workflows

Enabled for	Public preview	Early access	General availability
Admins, makers, or analysts, automatically	-	-	Jul 2020

Feature details

Last year, we introduced two new technologies to Power Automate; AI Builder being one of them. This year, we are making it easier to use the power of AI in workflows. For instance, you can now create a workflow that processes invoices, forms, or images with the power of AI that you helped trained in few steps. This new turnkey experience will help you get your job done without the complexity of training and modeling your data. With just a few clicks, you can have a workflow running against a trained AI model that processes forms and invoices.



AI Builder flows

Certified datasets in Power Automate

Enabled for	Public preview	Early access	General availability
Admins, makers, or analysts, automatically	-	-	Jul 2020

Business value

Creates collaboration between Power Automate and Power BI to ensure security policies for data usage are respected, and risks are mitigated. Providing a cohesive platform for better process outcomes in Power Platform.

Feature details

To support enterprise security policies around data usage, Power BI offers [certified datasets](#) which are used to classify sensitive content within promoted datasets. In order to enable Power Automate makers to integrate certified datasets within process definitions, Power Automate will be adding a new trigger and actions in support of these datasets.

▲ Endorsement

Help your colleagues find, learn about, and connect to your dataset.

Default
This dataset can be searched for and used by others.

Promoted
Promote this dataset with a badge to show it's ready to be used by others.

Certified
Request certification from experts in your org to get a badge that shows it's recommended for use by others. [Learn more](#)

Description

Describe the contents of this dataset.

500 characters left

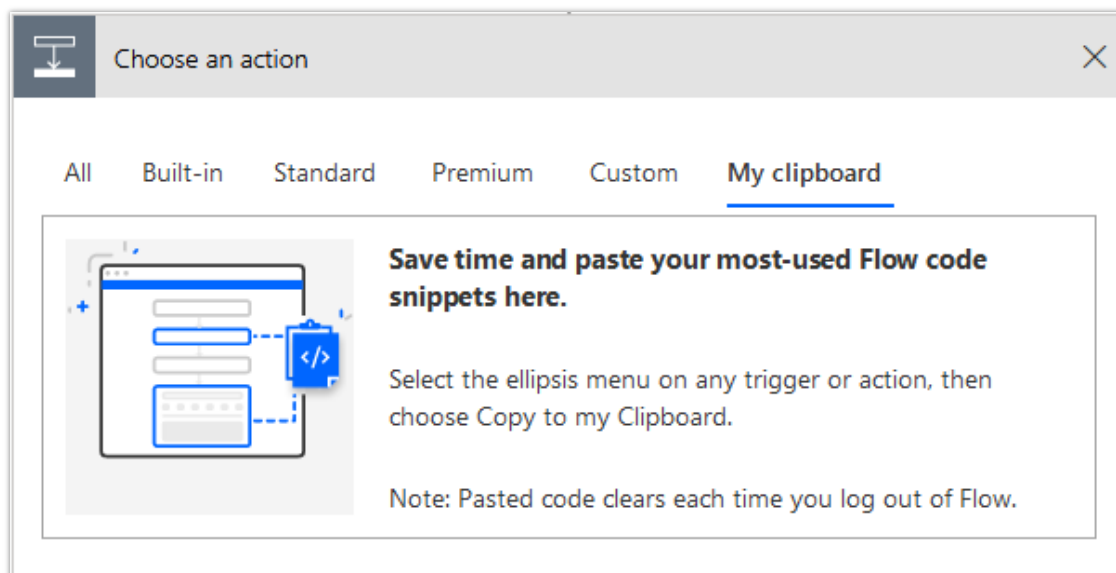
Certified datasets

Copy and paste in Power Automate is generally available

Enabled for	Public preview	Early access	General availability
Admins, makers, or analysts, automatically	-	-	Jul 2020

Feature details

If you want to duplicate actions in the Power Automate designer, you can now copy and paste them. For example, if you are building a condition and want similar actions in the **If yes** side and the **If no** side, instead of creating both actions from scratch, you can build the first action in one side and then copy it to the other side. This feature is now generally available.



Clipboard

Interactive adaptive cards

Enabled for	Public preview	Early access	General availability
Admins, makers, or analysts, automatically	-	-	Sep 2020

Business value

Extended capabilities for contextual process-driven information share and facilitated input collection for Power Automate flow makers in business, developer, or IT pro scenarios.

Feature details

Adaptive cards are a developer favorite for building beautiful card scenarios that work in context and adapt to user configurations, such as dark or light chrome. Power Automate opens this opportunity to citizen developers by providing an embedded WYSIWYG designer action within Power Automate for Microsoft Teams. This feature significantly extends frontline worker scenarios within a Microsoft Teams channel, as it further enables flow makers to target data interactions based on the business process and in context with the Microsoft Teams channel or member. Adaptive cards will expedite knowledge share and collaboration by removing the need for interface design skills.

Power Automate is more accessible

Enabled for	Public preview	Early access	General availability
Admins, makers, or analysts, automatically	-	-	Sep 2020

Feature details

Power Automate is now fully compliant with the latest WCAG 2.1 requirements. This means that users with a diverse set of abilities can now leverage Power Automate for their workflow automation needs.

UI automation for applications and websites

Overview

We are introducing **UI flows**, a new feature that helps you automate applications that can only be automated from their front end and do not have APIs. With this release, we are supporting UI automation across services and applications running on-premises and in the cloud.

With **UI flows** in Power Automate, you can record mouse clicks, keyboard use, and data entry to automate manual, repetitive, and time-consuming tasks to improve workplace productivity. **UI flows** enable you to create, manage, and execute UI automation scripts in a secure, centralized environment.

Native support for commonly used applications

Enabled for	Public preview	Early access	General availability
Admins, makers, or analysts, automatically	Sep 2020	-	-

Feature details

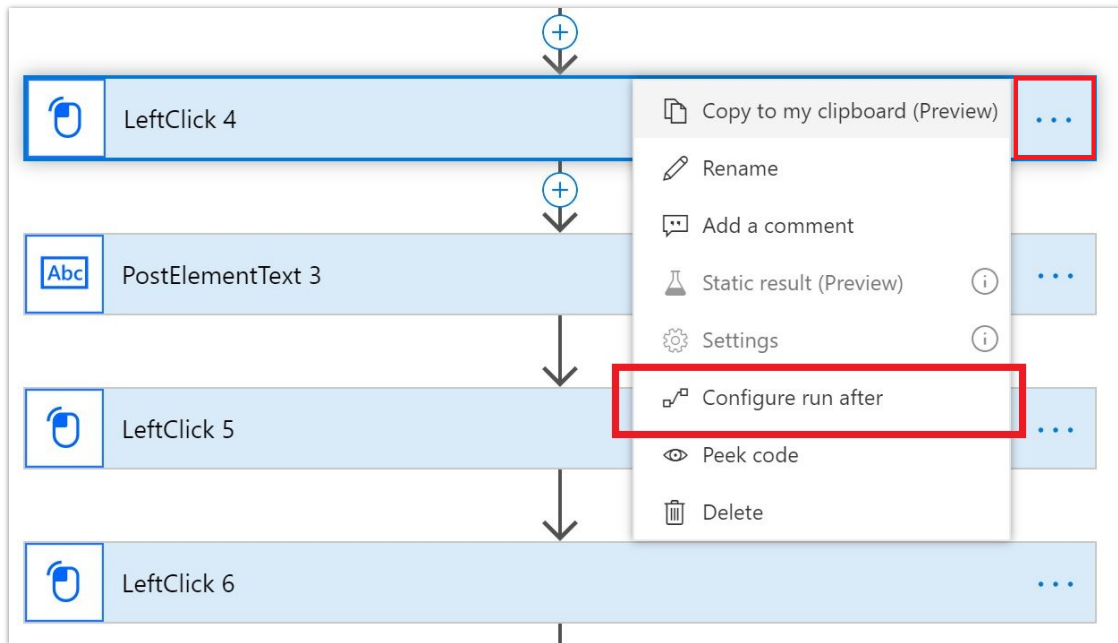
We are adding built-in automation support for some Windows applications. This feature enables users to use libraries for commonly used applications in frequently used scenarios, making automation faster and more robust.

Advanced error handling for UI flows

Enabled for	Public preview	Early access	General availability
Admins, makers, or analysts, automatically	-	-	Jun 2020

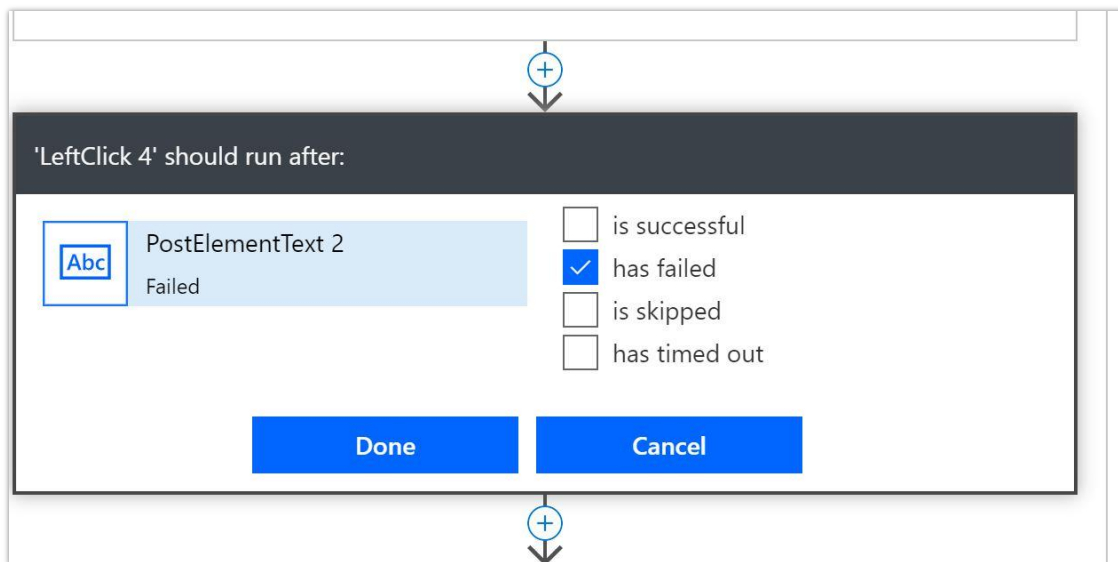
Feature details

Users can enable error handling capabilities within UI automation scripts to prevent the flow run from failing if a particular step fails. The editor will have the capability to handle such expected errors and let the automation finish its execution. This can be done by selecting the **Configure Run After** option.



Configure run after

The user can then select an alternate condition to start the next step, instead of the default case.



Error handling

Solutioning support for UI flows

Enabled for	Public preview	Early access	General availability
Admins, makers, or analysts, automatically	-	-	Jun 2020

Business value

Makers are now able to import and export their UI flows. This feature will help you better manage the application lifecycle of your UI flows and its dependencies through a seamless and user-friendly experience.

Feature details

With this feature, you can create your UI flows in solutions, easily export them into a package, and then import them across different environments for your ALM needs.

Automate web-based applications

Enabled for	Public preview	Early access	General availability
Admins, makers, or analysts, automatically	✓ Nov 4, 2019	-	Jun 2020

Feature details

Power Automate customers can use the Selenium Integrated Development Environment (IDE) to automate web-based applications.

NOTE UI flows for web apps supports the latest version of Google Chrome and the beta release of Microsoft Edge (Chromium) browsers.

See also

[Create and test your web UI flows](#) (docs)

Automate Windows applications

Enabled for	Public preview	Early access	General availability
Admins, makers, or analysts, automatically	✓ Nov 4, 2019	-	Jun 2020

Feature details

Users can automate many Windows desktop applications with a no-code, point-and-click approach. Users can easily record actions on a Windows desktop and turn manual, repetitive steps into automated workflows.

Follow these steps to automate a Windows desktop application:

1. Select **My flows**.
2. Select the **UI flows (preview)** tab.
3. Select **New > Desktop app > Next**.
4. Give your app a name and then select **Next**.
5. Select the **Recording** card and then select **Launch recorder**.
6. Select **Record** and then perform the steps you want to automate.
7. Select **Done**.

The UI flows recorder captures mouse clicks and the keyboard input while the recorder runs. You can then test your UI flow and use it instead of performing the recorded steps manually.

See also

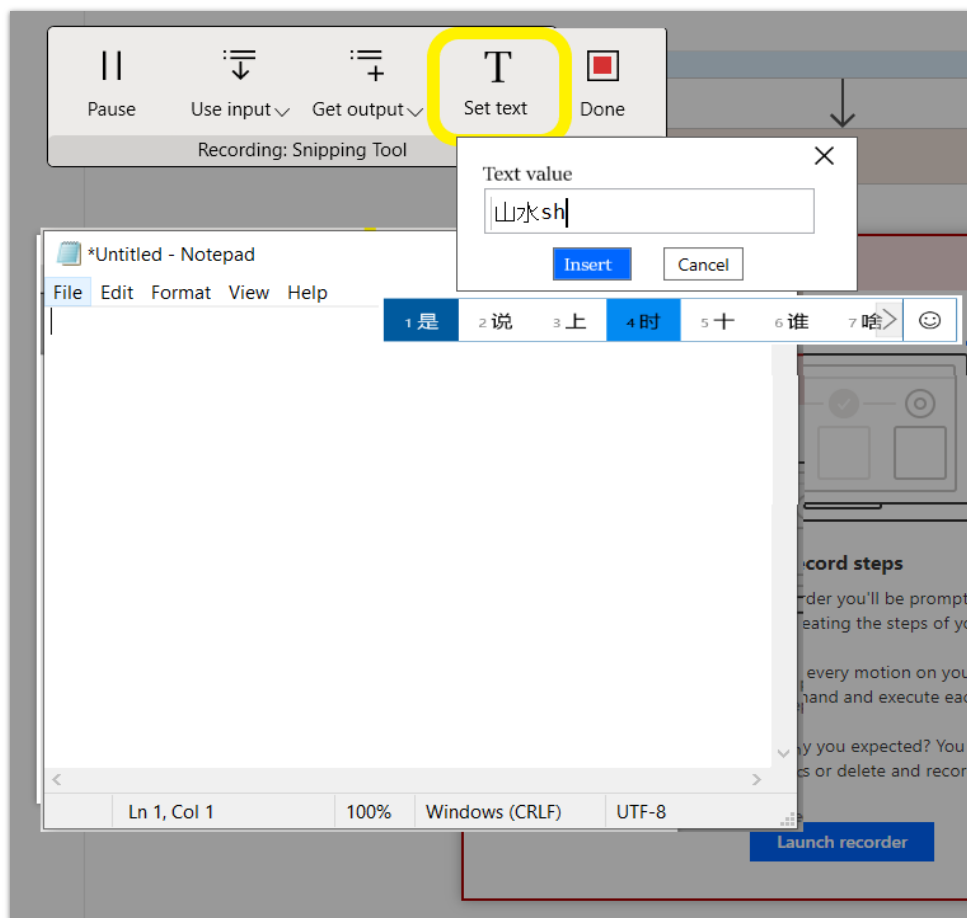
[Create and test desktop UI flows](#) (docs)

IME support for UI flows

Enabled for	Public preview	Early access	General availability
Admins, makers, or analysts, automatically	Mar 2020	-	Jun 2020

Feature details

UI flows will support recording and playback actions that use Input Method Editors (IMEs). A **Set text** mode is added into the UI flows recorder. When users need to record an action that contains strings in any language, they select the **Set text** button to bring up an input box and then enter string values into the box. The value will be recorded and played back accordingly, independent of the keyboard layout or IME used during recording time.



Use IME through 'Set text' option during recording

Retry for desktop UI flows

Enabled for	Public preview	Early access	General availability
Admins, makers, or analysts, automatically	Mar 2020	-	Jun 2020

Feature details

In UI automation, there could be delays before some elements display. This delay can cause intermittent automation failures. Retry logic can help improve the reliability of UI automation; however, retrying slows performance. With this release, we're giving users more granular controls to perform retry at different levels (including per machine or agent and per individual step). This will allow users to properly apply retry logic where the automation will most likely fail, without sacrificing the overall performance.

Run UI automation scripts on virtual machines

Enabled for	Public preview	Early access	General availability
Admins, makers, or analysts, automatically	Mar 2020	-	Jun 2020

Feature details

This feature enables you to use the UI flows record and playback feature to automate applications that run on virtual machines including Microsoft Remote Desktop.

Unattended automation in UI flows

Enabled for	Public preview	Early access	General availability
Admins, makers, or analysts, automatically	Mar 2020	-	Jun 2020

Feature details

With this release, we are adding a feature that allows UI flows to run without user supervision (unattended). Unattended UI flows is the best option for application and website automations that do not need human intervention before or after the UI flow runs. Here are a few usage scenarios for unattended mode:

- Use AI Builder and UI flows to insert PDF invoices or purchase orders that you receive via email into legacy systems.
- Onboard new employees across multiple legacy systems in finance, HR, and business tools.
- Perform custom reconciliations across different finance systems.
- Build weekly reports from data sources only available within legacy applications and then send a notification based on threshold values.

When running unattended, UI flows automatically signs into target devices running Windows 10, Windows Server 2016, or Windows Server 2019. Once the automation completes, UI flows signs out from the device and reports its activity in Power Automate.

Users can then view the flow run history with the associated target device. If there are runtime errors, screenshots allow users to analyze what went wrong to improve their flows.

Secrets management

Enabled for	Public preview	Early access	General availability
Admins, makers, or analysts, automatically	-	-	Sep 2020

Feature details

Users need secure strings, such as passwords or connection information, to sign into applications that they automate with UI flows. This is useful when applications require user names and passwords to authenticate users. With secret strings, you can securely save your secure string and reuse it to automate applications with UI flows. You can also share secure strings without revealing them to other users. This is convenient when multiple users need to automate the same application without revealing the credentials.

Advanced editor capabilities

Enabled for	Public preview	Early access	General availability
Admins, makers, or analysts, automatically	Sep 2020	-	Sep 2020

Feature details

We'll improve the experience when building UI flows by including support to embed advanced business logic directly into the UI automation script. Users would be able to add scopes, conditions, loops, etc. to make their UI automation scripts resilient and sophisticated. The design

experience for these new features would be similar to the control actions available within Power Automate for makers.

World-class business process capabilities

Overview

Power Automate provides world-class business process capabilities for its users that span endpoints and experiences. These include significant experience improvements for users so that they can now accomplish basic scenarios with business processes offline.

Contextual automations in Power BI

Enabled for	Public preview	Early access	General availability
Admins, makers, or analysts, automatically	-	-	Apr 2020

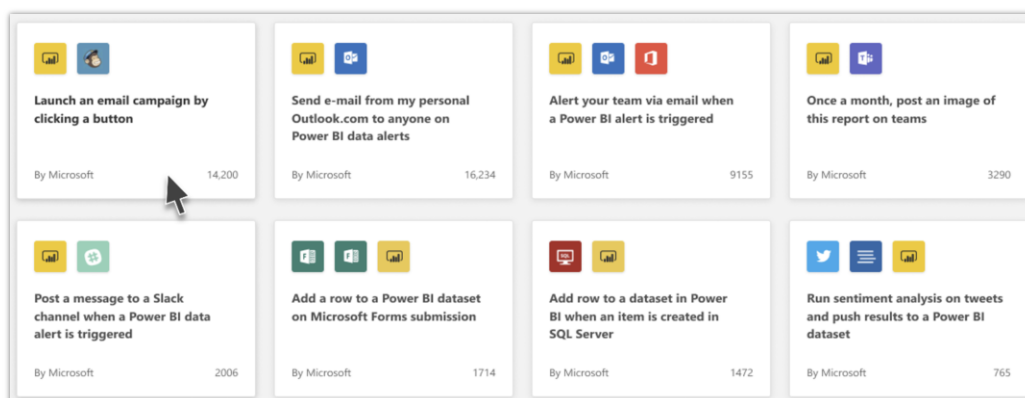
Business value

Improves discovery and ideation for data-driven process refinements, both in context of templates, reports, and dashboards as well as via external connections to datasets in Power BI.

Feature details

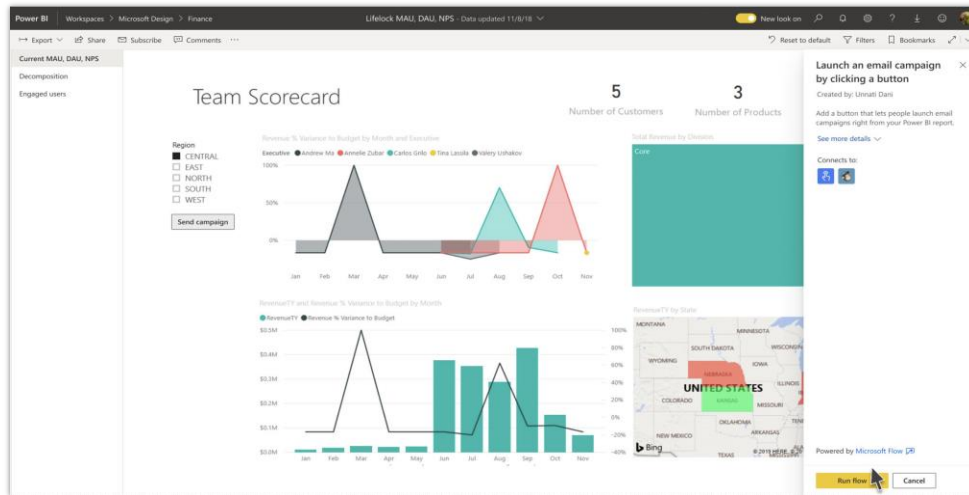
Power Automate is progressively extending its integrations with Power BI scenarios, which will enable users to discover and to quickly adopt workflow and automation services for business-relevant datasets, reports, and dashboards.

First, the user will choose a template:



Templates

Then they can run the flow from their dashboard:



Run panel

Cohesive Microsoft Teams file experiences

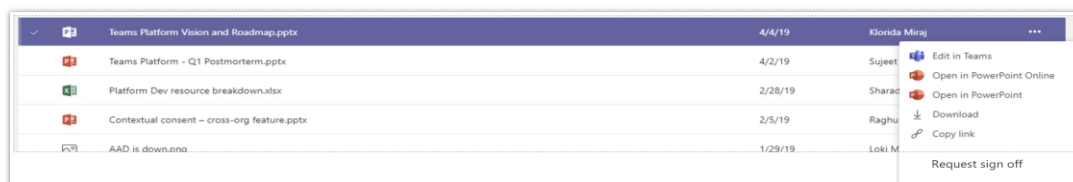
Enabled for	Public preview	Early access	General availability
Admins, makers, or analysts, automatically	-	-	Jul 2020

Business value

Ensures consistency across OneDrive, SharePoint, and Microsoft Teams for file experiences and supports common patterns in document management and collaboration.

Feature details

OneDrive and SharePoint Online integrations are coming to Microsoft Teams to provide a consistent experience for business scenarios that involve files. These scenarios include embedded workflows, such as **Request sign off**, approval templates, and other enhancements that are driven by customer ideas for embedded workflows in Microsoft Teams.



Cohesive files



Use business process flows in Office 365 apps

Enabled for	Public preview	Early access	General availability
Admins, makers, or analysts, automatically	-	-	Jul 2020

Feature details

With business process flows available in Office 365 apps, Power Automate makes it easier to adopt best practices when working with documents.

Flow steps in business process flows are now generally available

Enabled for	Public preview	Early access	General availability
Admins, makers, or analysts, automatically	✓ Jun 7, 2019	-	Jul 2020

Feature details

In the previous release, we previewed instant flow steps in business process flows to automate tasks and approvals right from inside a stage of a business process. You can even mark instant flow steps as complete/incomplete right from your flow!

See also

[Power Automate](#) (blog)

Power Virtual Agents

Overview of Power Virtual Agents 2020 release wave 1

Power Virtual Agents enables anyone in your organization to create AI-powered bots that can chat with users about specific topics. They can answer routine questions, resolve common issues, or automate tasks that take up valuable customer or employee time.

Creating a bot is typically a complex and time-intensive process, requiring long content update cycles and a team of experts. Power Virtual Agents gives anyone in your organization the ability to create powerful custom bots using an easy, code-free graphical interface, without the need for AI experts, data scientists, or teams of developers. A bot can interact with users, ask for clarifying information, and ultimately answer a user's questions.

With deep integration with Power Automate and the Microsoft Bot Framework, authors can extend their bots to integrate with API back ends, which will enable the bots to handle additional topics, limited only by the author's imagination. You can deploy bots to many channels including websites, Microsoft Teams, and Facebook. As users interact with a bot, the author can see which topics are performing well, and which need improvement.

What's new and planned for Power Virtual Agents

This topic lists features that are planned to release from April 2020 through September 2020. Because this topic lists features that may not have released yet, **delivery timelines may change and projected functionality may not be released** (see [Microsoft policy](#)).

In the **General availability** column, the feature will be delivered within the month listed. The delivery date can be any day within that month. Released features show the full date, including the day of release.

This check mark (✓) shows which features have been released for public preview or early access and for general availability.

Bot configuration

Configure the bot to suit business needs.

Feature	Enabled for	Public preview	General availability
Add a Power Virtual Agents bot into Power Apps canvas app	Admins, makers, or analysts, automatically	-	Apr 2020
Create and manage Power Virtual Agents directly from Power Apps	Admins, makers, or analysts, automatically	-	Apr 2020
Customizable bot behavior when no topic is triggered	Admins, makers, or analysts, automatically	-	Apr 2020
Single Sign-On	Admins, makers, or analysts, automatically	-	Jun 2020

Core authoring

Utilize the Power Virtual Agents conversational editor to construct your dialogs, add variables or synonyms, and incorporate Power Automate flows that enable you to connect to other systems.

Feature	Enabled for	Public preview	General availability
Export and import bots using solutions	Admins, makers, or analysts, automatically	Apr 2020	-
Improved Power Automate flow integration in Power Virtual Agents	Admins, makers, or analysts, automatically	-	Apr 2020
Pass context to a bot from the calling site	Admins, makers, or analysts, automatically	-	Apr 2020
Use global variables across topics within a bot	Admins, makers, or analysts, automatically	-	Apr 2020



Feature	Enabled for	Public preview	General availability
Add images and videos to topics	Admins, makers, or analysts, automatically	-	May 2020
Multiple users can edit topics at the same time within a bot	Admins, makers, or analysts, automatically	May 2020	Jun 2020
AI-assisted authoring - Topic suggestions from bot sessions	Admins, makers, or analysts, automatically	-	Jul 2020
Support for additional languages	Admins, makers, or analysts, automatically	May 2020	Jul 2020
Adaptive Cards	Admins, makers, or analysts, automatically	Jun 2020	Sep 2020

Enable voice interactions

Feature	Enabled for	Public preview	General availability
Connect bots to voice and phone call interactions	Admins, makers, or analysts, automatically	Jul 2020	Sep 2020

Description of **Enabled for** column values:

- **End users, automatically:** These features include change(s) to the user experience for end users and are enabled automatically.
- **Admins, makers, or analysts, automatically:** These features are meant to be used by administrators, makers, or business analysts and are enabled automatically.
- **End users by admins, makers, or analysts:** These features must be enabled or configured by the administrators, makers, or business analysts to be available for their end users.

Bot configuration

Overview

The bot can be configured to suit the individual needs of an organization and to provide further extensibility with other services and features. This includes authentication provider support, the use of Microsoft Bot Framework Skills to augment the bot's capabilities, integration with Microsoft Teams and Facebook channels, and direct embedding a bot in web-based mobile apps.

Add a Power Virtual Agents bot into Power Apps canvas app

Enabled for	Public preview	General availability
Admins, makers, or analysts, automatically	-	Apr 2020

Feature details

Power Apps app makers will be able to add a Power Virtual Agents bot into their existing [canvas app](#). They can select which bot should be included in the app and theme or customize the chat canvas.

Create and manage Power Virtual Agents directly from Power Apps

Enabled for	Public preview	General availability
Admins, makers, or analysts, automatically	-	Apr 2020

Feature details

Power Apps app makers will be able to create and manage their bots directly from the [Power Apps maker portal](#). They'll be able to see a list of all the bots they have access to in the selected environment, see basic information about the bots, and quickly go to Power Virtual Agents to make changes to their bot.

Customizable bot behavior when no topic is triggered

Enabled for	Public preview	General availability
Admins, makers, or analysts, automatically	-	Apr 2020

Feature details

When a topic can't be matched or triggered based on what the user types, bot authors will be able to customize how the bot behaves (such as what it says or what actions it should take) by using a dedicated system topic.

Single Sign-On

Enabled for	Public preview	General availability
Admins, makers, or analysts, automatically	-	Jun 2020

Feature details

When using **User authentication** with Single Sign-On, users will be automatically signed into the bot if they are signed into the hosting website. This removes the need for users to type their username and password multiple times.

See also

[User authentication](#) (docs)

Core authoring

Overview

Use the authoring canvas in Power Virtual Agents to create and edit topics and add trigger phrases and variables. Extend your bot's conversational capabilities with Power Automate.

Export and import bots using solutions

Enabled for	Public preview	General availability
Admins, makers, or analysts, automatically	Apr 2020	-

Feature details

Enterprise organizations set up different environments (for example, for testing or production) for their bots to manage change control, governance, data residency, and latency requirements.

With the ability to export or import bots using [solutions](#), admins will be able to move their bots across multiple [environments](#).

Improved Power Automate flow integration in Power Virtual Agents

Enabled for	Public preview	General availability
Admins, makers, or analysts, automatically	-	Apr 2020

Feature details

Bot authors will be able to refresh and replace flows in a **Call an action** node.

They'll also be able to see changes made in Power Automate being reflected in the Power Virtual Agents authoring canvas. Additionally, from within Power Automate, they'll see notifications on changes like flows being turned off or deleted and changes to input and output parameters.

See also

[Call an action node](#) (docs)

Pass context to a bot from the calling site

Enabled for	Public preview	General availability
Admins, makers, or analysts, automatically	-	Apr 2020

Feature details

Bot authors will be able to specify parameters using the URL query string from the host website so that the bot can take in extra context information.

Use global variables across topics within a bot

Enabled for	Public preview	General availability
Admins, makers, or analysts, automatically	-	Apr 2020

Feature details

Bot authors will be able to pass variables from one topic to another and use bot-level variables across all topics. This allows authors to keep the conversation context within an entire bot conversation rather than just within a single topic. It will also help the bot avoid asking unnecessary questions.

Add images and videos to topics

Enabled for	Public preview	General availability
Admins, makers, or analysts, automatically	-	May 2020

Feature details

Enhance bot conversations by adding images and online-hosted videos to your topics. By including an image or video in a bot's response, instead of a long textual description, you can handle complex scenarios while also keeping messages concise.

Multiple users can edit topics at the same time within a bot

Enabled for	Public preview	General availability
Admins, makers, or analysts, automatically	May 2020	Jun 2020

Feature details

Multiple users will be able to edit different conversation topics within a bot, which helps organizations ensure that employees with the right domain expertise implement conversation improvements.

For example, one author can be editing a topic about networking issues while another author is editing a topic about store hours.

AI-assisted authoring - Topic suggestions from bot sessions

Enabled for	Public preview	General availability
Admins, makers, or analysts, automatically	-	Jul 2020

Feature details

In addition to suggestions from websites and support cases, with [Dynamics 365 Customer Service Insights integration](#) support is being added for suggestions from bot sessions using chat transcripts.

As people interact with a bot, the system surfaces suggestions to the author about topics and trigger phrases people are using that the bot doesn't yet know how to answer, and the more users that interact with a bot, the better it gets. The author can then act on those suggestions to create new topics or add additional trigger phrases to existing topics to increase the bot's usability.

Support for additional languages

Enabled for	Public preview	General availability
Admins, makers, or analysts, automatically	May 2020	Jul 2020

Feature details

Power Virtual Agents is scaling up to support a larger set of languages. In addition to English, bots will be able to understand and converse in French, German, Spanish, Italian, Portuguese, and Chinese (a bot will only support one language). We will continue to increase support for additional languages over time. Note that the exact order and timing of language availability remain subject to change.

Adaptive Cards

Enabled for	Public preview	General availability
Admins, makers, or analysts, automatically	Jun 2020	Sep 2020

Feature details

Easily author rich content without needing to write code by using [Microsoft Adaptive Cards](#) directly from within the authoring experience. Adaptive Cards will be displayed consistently wherever your customers are and tailored to their screen size and device capability.

Enable voice interactions

Overview

Use Power Virtual Agents voice capabilities to connect your bot to a phone line and enable voice interactions for your users. Expand your bot's conversational capabilities with Microsoft Cognitive Services.

Connect bots to voice and phone call interactions

Enabled for	Public preview	General availability
Admins, makers, or analysts, automatically	Jul 2020	Sep 2020

Feature details

Bot authors will be able to add voice-based interactions by connecting bots to a phone line or integrating them with call centers. Bots will be able to use Microsoft Cognitive Services (such as text-to-speech and speech recognition) when calling a phone number, and the bot can pass along what it has learned from the conversation so that a human agent will not need to repeat questions the bot has already asked.

AI Builder

Overview of AI Builder 2020 release wave 1

AI Builder is a Power Platform capability for teams with the business expertise to easily automate processes and predict outcomes to improve business performance. AI Builder is a turnkey solution that brings the power of Microsoft AI through a point-and-click experience. You can now build AI without knowing programming or data science. Using AI is made even easier with integration directly into Power Apps and Power Automate.

Coming with the 2020 release wave 1, in addition to Prediction and Business Card Reader, the following scenarios will become generally available and require AI units to run: Form Processing, Object Detection, Text Classification, Language Detection, Text Recognition, Sentiment Analysis, and Key Phrase extraction.

2020 release wave 1 also introduces new AI scenarios in preview as well as improvements to existing ones to help improve business process performance. Improvements in AI Builder focus not only on introducing AI Models but also on integrating deeper with Power Platform.

What's new and planned for AI Builder

This topic lists features that are planned to release from April 2020 through September 2020. Because this topic lists features that may not have released yet, **delivery timelines may change and projected functionality may not be released** (see [Microsoft policy](#)).

In the **General availability** column, the feature will be delivered within the month listed. The delivery date can be any day within that month. Released features show the full date, including the day of release.

This check mark (✓) shows which features have been released for public preview or early access and for general availability.

Better integration with Power Apps and Power Automate

AI Builder is adding new capabilities in Power Apps and Power Automate to make it easier to consume your AI Models.

Feature	Enabled for	Public preview	General availability
Geo expansion	Admins, makers, or analysts, automatically	-	Apr 2020
Power Automate integration	Admins, makers, or analysts, automatically	-	Sep 2020

General availability of AI scenarios

Several AI scenarios in preview are now generally available.

Feature	Enabled for	Public preview	General availability
Form processing	Admins, makers, or analysts, automatically	-	Apr 2020
Object detection	Admins, makers, or analysts, automatically	-	Apr 2020
Text recognition	Admins, makers, or analysts, automatically	-	Apr 2020

New AI scenarios

Feature	Enabled for	Public preview	General availability
Use Power Automate prebuilt templates to add AI to your business processes	End users by admins, makers, or analysts	Apr 2020	
Categorize your text with the prebuilt text classification AI model	Admins, makers, or analysts, automatically	Apr 2020	
Customize your entity extraction model	End users by admins, makers, or analysts	Apr 2020	
Extract and try keyword extraction from text with prebuilt keyword extraction models	Admins, makers, or analysts, automatically	Apr 2020	

Feature	Enabled for	Public preview	General availability
Extract entities from text with prebuilt entity extraction models	Admins, makers, or analysts, automatically	Apr 2020	
Easily add AI Builder text models to your applications through controls and formulas	End users by admins, makers, or analysts	Apr 2020	
Customize your text classification model for categorizing your text	End users by admins, makers, or analysts	Jun 2020	
Anomaly detection	Admins, makers, or analysts, automatically	Jun 2020	
Image moderation	Admins, makers, or analysts, automatically	Jun 2020	
Receipt scanning	Admins, makers, or analysts, automatically	Jun 2020	

Description of **Enabled for** column values:

- **End users, automatically:** These features include change(s) to the user experience for end users and are enabled automatically.
- **Admins, makers, or analysts, automatically:** These features are meant to be used by administrators, makers, or business analysts and are enabled automatically.
- **End users by admins, makers, or analysts:** These features must be enabled or configured by the administrators, makers, or business analysts to be available for their end users.

Better integration with Power Apps and Power Automate

Overview

Power Automate integration in AI Builder makes it easy to use your AI models in Power Automate. The newly-released AI Builder connector allows you to select an AI model to easily add AI to your automated workflows. For example, you can perform form processing on PDF files attached to emails from a designated sender and then save the extracted information in a SharePoint list.



Geo expansion

Enabled for	Public preview	General availability
Admins, makers, or analysts, automatically	-	Apr 2020

Feature details

AI Builder has been added in the following region: Japan

To find out which AI Builder features are available in your region. Check out the [Feature availability by region](#) documentation page.

Power Automate integration

Enabled for	Public preview	General availability
Admins, makers, or analysts, automatically	-	Sep 2020

Feature details

Power Automate integration in AI Builder makes it easier to use your AI models in Power Automate. The newly released AI Builder connector allows you to select an AI model to easily add intelligence to your automated workflows. For example, you can perform form processing on a PDF attached to an incoming email from a given sender and then save the extracted information in a SharePoint list.

General availability of AI scenarios

Overview

AI Builder is releasing the following scenarios to General availability: Object detection, Form processing, Text recognizer, Language Detection, Text Recognition, Sentiment Analysis, and Key Phrase extraction.

These scenarios will require the AI Builder capacity add-on licensing.

Form processing

Enabled for	Public preview	General availability
Admins, makers, or analysts, automatically	-	Apr 2020

Feature details

Form processing has been released for General availability in AI Builder; therefore, it requires AI Builder capacity add-on licensing in Power Platform.

With form processing, you can accelerate your business processes by automating information extraction from forms you work with every day like invoices, purchase orders, tax forms, and others. Once you build your AI model to extract information from your forms, you can use this model in Power Apps to capture a form and extract its data within an app, or you can use it in Power Automate to create automated workflows to extract data from forms coming from multiple systems.

With the latest update to form processing, you can explicitly tag (in preview) fields which are not automatically detected by AI Builder. Form processing now supports increased file size for training of 50 MB and 500 pages for PDF documents.

Object detection

Enabled for	Public preview	General availability
Admins, makers, or analysts, automatically	-	Apr 2020

Feature details

Object detection has been released for General availability in AI Builder; therefore, it requires AI Builder capacity add-on licensing.

When your business process involves recognizing or counting objects, you can use object detection in AI Builder to automate the process using images. Object detection with AI Builder improves the automation of your business processes in two steps:

1. Build and train your AI model to recognize objects (such as products or parts) in images.
2. Solve your end-to-end business problems by using your AI model in Power Apps. These apps can detect and count objects that are captured by the device's camera.

We've added many improvements since the last release to streamline the user experience and to increase the accuracy of object detection models.

- **Manual object name definition:** AI Builder allows customers who don't have their object names in the Common Data Service (CDS) to provide their list of object names by typing them directly in the experience.
- **Model specialization:** You can select a specialization mode that will increase the accuracy for specific kind of object detection. The new mode is product retail detection that will improve recognition of object on shelves and brand detection to help you recognize brand in images.
- **Support for data connections in the experience:** The experience to upload images in object detection has been extended to support importing images from SharePoint, OneDrive, and Azure blob storage. Users can now get all the images they need without leaving the AI Builder experience.
- **Improved PCF control:** The control now exposes additional information like the confidence score of each detected object. This information can be used to build more tailored business processes in your apps.

Geographic areas

This feature will be released into the following Microsoft Azure geographic areas:

- United States
- Europe
- Asia Pacific
- United Kingdom
- Australia
- Canada

Text recognition

Enabled for	Public preview	General availability
Admins, makers, or analysts, automatically	-	Apr 2020

Feature details

Text recognition has released for General availability in AI Builder; therefore, it requires AI Builder capacity to use.

You can extract text from images using this feature not only in Power Automate but also in Power Apps using the new text recognizer component on the AI Builder menu. The text recognizer component in Power Apps lets you see and interact with text extracted from the images.

Geographic areas

This feature will be released into the following Microsoft Azure geographic areas:

- United States
- Europe
- Asia Pacific
- United Kingdom
- Australia
- Canada

New AI scenarios

Overview

AI Builder continues to invest in delivering new AI scenarios to let business users automate their process and predict outcomes.

Use Power Automate prebuilt templates to add AI to your business processes

Enabled for	Public preview	General availability
End users by admins, makers, or analysts	Apr 2020	-

Feature details

New prebuilt templates make it easier to add your prebuilt or custom text models to new flows. Now you can quickly and easily add intelligence to your flows to help process text.

Categorize your text with the prebuilt text classification AI model

Enabled for	Public preview	General availability
Admins, makers, or analysts, automatically	Apr 2020	-

Feature details

With prebuilt categories available, you can quickly use the text classification to categorize your data.

Customize your entity extraction model

Enabled for	Public preview	General availability
End users by admins, makers, or analysts	Apr 2020	-

Feature details

The AI Builder entity extraction model allows you to start from a set of prebuilt entities and refine them to your needs. You can also bring your own entities which you've tagged with the examples you want your business to extract from.

Extract and try keyword extraction from text with prebuilt keyword extraction models

Enabled for	Public preview	General availability
Admins, makers, or analysts, automatically	Apr 2020	-

Feature details

Quickly run AI Builder key phrase extraction prebuilt models by using the **Try** feature. This new feature allows you to immediately try the model on your own text and quickly extract keywords.

Extract entities from text with prebuilt entity extraction models

Enabled for	Public preview	General availability
Admins, makers, or analysts, automatically	Apr 2020	-

Feature details

With prebuilt entity extraction models, you can quickly use the predefined entity lists and model to extract entities from your text.

Easily add AI Builder text models to your applications through controls and formulas

Enabled for	Public preview	General availability
End users by admins, makers, or analysts	Apr 2020	-

Feature details

Easily add your prebuilt or custom text models to your new or existing applications by using the new formula bar feature. You can quickly and easily add intelligence to your text controls using formulas.

Customize your text classification model for categorizing your text

Enabled for	Public preview	General availability
End users by admins, makers, or analysts	Jun 2020	-

Feature details

Text classification custom model allows you to start from a set of prebuilt categories and refine them to your needs or bring your own set of tags and text to customize the model to your business needs.

Anomaly detection

Enabled for	Public preview	General availability
Admins, makers, or analysts, automatically	Jun 2020	-

Feature details

Anomaly detection has been released for public preview in AI Builder.

With anomaly detection, you can find problems before they occur. Anomaly detection looks for unusual patterns in your business data that do not conform to the expected outcome. Once you connect to the data you want to monitor, you can trigger an alert or a workflow in Power Automate whenever an anomaly or a trend change is detected. You can also build detailed

reports in Power BI to visualize and diagnose the anomaly data. The AI model can be customized at any time to tailor and fine-tune the results to best suit your business needs.

Image moderation

Enabled for	Public preview	General availability
Admins, makers, or analysts, automatically	Jun 2020	-

Feature details

Image moderation is a new AI Builder feature released to public preview. Use the image moderation AI Builder model to detect potentially offensive or unwanted images in the Power Platform. Image moderation is available in Power Automate and Power Apps.

Receipt scanning

Enabled for	Public preview	General availability
Admins, makers, or analysts, automatically	Jun 2020	-

Feature details

Receipt scanning is a new AI builder feature that processes receipts to identify and extract information. The AI model identifies receipt data, merchant information, total price, and taxes from receipts. You can process receipts using the receipt scanning model in Power Automate and Power Apps.

Power Platform governance and administration

Overview of Power Platform governance and administration 2020 release wave 1

Microsoft Power Platform offers a range of governance and administration capabilities that span across Power Apps, Power Automate, and Common Data Service. These capabilities are designed to help the administrators and IT Professionals in the organization set up, secure, manage, govern, and monitor the use and adoption of the platform and its components across the enterprise.

In addition to the [Power Platform admin center](#), which is the unified user experience we aim to provide for administrators of Power Platform, rich tooling experiences, such as PowerShell cmdlets and Management Connectors, are also available to provide additional, fully-automatable management capabilities for use beyond the out-of-the-box portal experiences.

What's new and planned for Power Platform governance and administration

This topic lists features that are planned to release from April 2020 through September 2020. Because this topic lists features that may not have released yet, **delivery timelines may change and projected functionality may not be released** (see [Microsoft policy](#)).

In the **General availability** column, the feature will be delivered within the month listed. The delivery date can be any day within that month. Released features show the full date, including the day of release.

This check mark (✓) shows which features have been released for public preview or early access and for general availability.

An enhanced, unified Power Platform admin center

The Power Platform admin center is now offering a unified experience to manage environments, deployments, users, and capacity as well as to analyze usage and performance of your apps and components

Feature	Enabled for	Public preview	General availability
Environment lifecycle supports Power Apps, Power Automate, Common Data Service, and more	Admins, makers, or analysts, automatically	Apr 2020	
Provisioning new environments will only be handled in the Power Platform admin center	Admins, makers, or analysts, automatically	Apr 2020	
Storage reporting will be based on customer licenses and capacity add-ons	Admins, makers, or analysts, automatically	Apr 2020	
User access diagnostic experience	Admins, makers, or analysts, automatically	Apr 2020	
Certain admin operations unavailable when tenant exceeds storage capacity entitlements	Admins, makers, or analysts, automatically	Jun 2020	
Retry experience for early access opt-in updates	Admins, makers, or analysts, automatically	✓ Feb 3, 2020	Apr 2020
Early access updates	End users, automatically	✓ Feb 3, 2020	Apr 2020
Unified service health experience in Power Platform admin center	Admins, makers, or analysts, automatically	-	Sep 2020
Service health in the Power Platform admin center	Admins, makers, or analysts, automatically	Sep 2020	To be announced

Automation and tooling for administrators

Rich tooling experiences providing additional management capabilities for administrators and IT professionals for a fully automatable management experience.



Feature	Enabled for	Public preview	General availability
Bring your lake export Power Apps canvas usage and adoption to your data lake	Admins, makers, or analysts, automatically	Apr 2020	
Provide errors, performance data, and diagnostics data in customer's own Azure Application Insights	Admins, makers, or analysts, automatically	Apr 2020	
Admin connectors for Power Automate are generally available	Admins, makers, or analysts, automatically	-	Jul 2020
PowerShell cmdlets for Power Automate admins are generally available	Admins, makers, or analysts, automatically	-	Jul 2020
PowerShell cmdlets for Power Apps admins are generally available	Admins, makers, or analysts, automatically	✓ May 21, 2018	Jul 2020
Admin connectors for Power Apps	Admins, makers, or analysts, automatically	✓ Aug 30, 2018	Jul 2020

Description of **Enabled for** column values:

- **End users, automatically:** These features include change(s) to the user experience for end users and are enabled automatically.
- **Admins, makers, or analysts, automatically:** These features are meant to be used by administrators, makers, or business analysts and are enabled automatically.
- **End users by admins, makers, or analysts:** These features must be enabled or configured by the administrators, makers, or business analysts to be available for their end users.

For a list of the countries or regions where Dynamics 365 business applications are available, see the [International availability guide](#).

For more information about geographic areas, data centers (regions), data storage, and replication, click **expand all** on the [Where your data is located page](#) and find the Microsoft cloud service for this feature.

An enhanced, unified Power Platform admin center

Overview

The [Power Platform admin center](#) is now the single admin experience for Power Apps and Power Automate. It is offering unified experience to manage environments, deployments, users, capacity, and usage. Powerful analytics helps admins to investigate and diagnose issues with their deployments, and the integrated help and support experience allows them to find the help they need and escalate to Microsoft Support when necessary.

Environment lifecycle supports Power Apps, Power Automate, Common Data Service, and more

Enabled for	Public preview	General availability
Admins, makers, or analysts, automatically	Apr 2020	-

Feature details

Environments support lifecycle operations, such as copy, restore, and backup. These operations will now support various resources present in the environment. For example, when you copy an environment, the apps and flows present will also get copied over to the target environment.

Provisioning new environments will only be handled in the Power Platform admin center

Enabled for	Public preview	General availability
Admins, makers, or analysts, automatically	Apr 2020	-

Feature details

Today, there are two different entry points for provisioning new environments: **Dynamics 365 admin center** and **Power Platform admin center**. This has caused some confusion, and we are working diligently to move to a single provisioning experience in the Power Platform admin center.

In the coming months, all customers can provision environments from Power Platform admin center. An available database capacity of 1GB is a pre-requisite for being able to provision an environment.

Storage reporting will be based on customer licenses and capacity add-ons

Enabled for	Public preview	General availability
Admins, makers, or analysts, automatically	Apr 2020	-

Feature details

In April 2019, we introduced Common Data Service capacity storage that is optimized for relational data, attachments, and audit logs. New Dynamics 365 Customer Engagement and Power Apps customers receive a tenant wide default entitlement for each of these three storage types and additional per user subscription license entitlements. Additional storage can be purchased in 1GB increments, if needed. Existing customers are not impacted by this change until the end of their current Power Apps or Dynamics 365 subscription, when renewal is required. This means that two licensing models will be in market.

Following the introduction of Common Data Service capacity, we updated our capacity reporting to show database, log, and file entitlement for all our customers. This change in reporting has caused some confusion to customers who are still on the previous licensing model. We are now addressing this.

If you are a customer who is still on the previous licensing model for storage, you will see one single capacity for entitlement. If you are a customer who transitioned to the licensing model introduced on April 1, 2019, you will see your storage capacity entitlement and usage by database, log, and file as it appears in the Power Platform admin center today.

User access diagnostic experience

Enabled for	Public preview	General availability
Admins, makers, or analysts, automatically	Apr 2020	-

Business value

Managing user access often requires troubleshooting across the Dynamics 365 portal, Microsoft 365 admin portal, and the Power Platform admin center with information on users' access statuses. New features enable the administrator to determine an access issue and take required action across the various portals.

Feature details

The set of features to help an administrator troubleshoot user access issues will include the following:

- Sign-in and in-app access issue error screens with more context on the cause of the issue will be surfaced to the user.
- One-click "Send Error Report" functionality from error screens to inform admins about the user's access issue.
- Admins can view the details of the error that the user encountered with the context of the error including: user's email, environment URL, error code, error string, and a link to troubleshooting instructions.
- Improved deflection to cover more scenarios, including an option to on-demand sync a user for any access issue.
- Ability to on-demand sync users in an environment, see results, and see information on how to troubleshoot any failure.
- Ability to prioritize adding users to an environment and see results.
- A consolidated view in Power Platform admin center showing the set of users present in an environment, their enablement status, and diagnosis information.
- Power Platform admin center will also list any environment-wide user sync failures due to plug-ins owned by customers with troubleshooting guidance.

Certain admin operations unavailable when tenant exceeds storage capacity entitlements

Enabled for	Public preview	General availability
Admins, makers, or analysts, automatically	Jun 2020	-

Feature details

When an organization's storage capacity usage is greater than the capacity entitled or purchased via add-ons, the following admin operations will be blocked:

- Create new environment (requires minimum 1 GB capacity available)
- Copy an environment
- Restore an environment

To be compliant with storage usage requirements, you can always clean up storage, delete unwanted environments, or buy more capacity. To learn more about capacity add-ons, see the **Add-ons** section in the [Dynamics 365 Licensing Guide](#) or the [Power Apps and Power Automate Licensing Guide](#). You can work through your organization's standard procurement process to purchase capacity add-ons.

Retry experience for early access opt-in updates

Enabled for	Public preview	General availability
Admins, makers, or analysts, automatically	✓ Feb 3, 2020	Apr 2020

Business value

Admins can try to restart a failed update for an app on their own before reaching out to Microsoft Support.

Feature details

During early access of a release, admins can opt in to updates to preview early access features. If an update fails for an app, there will be a retry button available to restart the update process for the failed apps. This will allow admins to restart the update process for the failed app without being stuck in the failed state.

See also

[Updates status and Retry](#) (docs)

Early access updates

Enabled for	Public preview	General availability
End users, automatically	✓ Feb 3, 2020	Apr 2020

Business value

Try to validate these new features before they are automatically enabled to your users.

Feature details

Customers and partners can validate the upcoming features and capabilities months in advance before they're enabled automatically during major releases. From the Power Platform admin

center, admins can enable the early access update that allows you to try to validate these new features in a non-production environment and get ready to roll out the changes to users.

See also

[Opt in to early access updates](#) (docs)

Unified service health experience in Power Platform admin center

Enabled for	Public preview	General availability
Admins, makers, or analysts, automatically	-	Sep 2020

Feature details

Power Platform admins can view a unified service health experience for model-driven apps in Dynamics 365 (such as Dynamics 365 Sales and Dynamics 365 Customer Service), Power Apps, and Power Automate in the Power Platform admin center. Admins can also set up alerts to stay on top of the status of service outages.

Service health in the Power Platform admin center

Enabled for	Public preview	General availability
Admins, makers, or analysts, automatically	Sep 2020	To be announced

Business value

Enabling the Power Platform administrators to stay on top of the service status and information to help support their users.

Feature details

The Power Platform admin center now provides a dedicated page for administrators to assess the health of the products and services that are available to them. In the event an incident occurs, administrators will be able to see a detailed description and updates on how the incident is being mitigated by Microsoft. Any modification to an incident will, by default, trigger a notification to the Power Platform administrators. Administrators could further configure the notification experience by subscribing to incidents and directing communications to their preferred destination.

Automation and tooling for administrators

Overview

Rich tooling experiences, such as PowerShell cmdlets and Management Connectors, are available for administrators and IT professionals to provide additional management capabilities for use beyond the out-of-the-box portal experiences and to allow for a fully-automatable management experience.

Bring your lake: export Power Apps canvas usage and adoption to your data lake

Enabled for	Public preview	General availability
Admins, makers, or analysts, automatically	Apr 2020	-

Business value

Empowering customers to slice and dice data and build reporting unique to their needs.

Feature details

Power Apps customers (admins) will be able to opt-in to receive usage and adoption for canvas apps into their own Azure Data Lake. The data will be made available once a day. Since the data resides with the owner, customers will be able to store data over longer periods of time without GDPR and other issues. Customers will have the flexibility to meet their own unique reporting requirements including quarterly and yearly trends on app usage and adoption using tools like PowerBI.

Provide errors, performance data, and diagnostics data in customer's own Azure Application Insights

Enabled for	Public preview	General availability
Admins, makers, or analysts, automatically	Apr 2020	-

Business value

Enable faster resolution of production issues associated with plug-in failures, form load issues with model-driven Unified Interface apps, and API issues by providing customer's data into their own Application Insights instance; a tool being used by customers to monitor their existing systems.

Feature details

Common Data Service customers will be able to opt in to receive errors, performance data, and diagnostics data in their own Application Insights. The goal is to enable faster resolution of production issues associated with plug-in failures, form load issues with model-driven Unified Interface apps, and API issues. Customers are looking to set up alerts and enable support staff to dig deeper into diagnostic information for errors and performance issues. Customers are looking to understand, for example, if custom code issues are the cause for errors versus platform level errors. This data will initially be provided every 30 minutes to customers. This will be a private preview in the April time frame.

Admin connectors for Power Automate are generally available

Enabled for	Public preview	General availability
Admins, makers, or analysts, automatically	-	Jul 2020

Feature details

With the preview launch of the [Admin connectors for Power Apps and Power Automate](#) last year, Power Platform admins found new and powerful ways to improve their productivity by using the same tools that they manage.

We are now announcing the General availability of these connectors and the addition of some templates and samples that outline common use cases for canvas apps and flows that are built with these connectors:

- [Power Platform for Admins](#)
- [Power Automate for Admins](#)

PowerShell cmdlets for Power Automate admins are generally available

Enabled for	Public preview	General availability
Admins, makers, or analysts, automatically	-	Jul 2020

Feature details

With the preview launch of the [PowerShell cmdlets for administrators](#) last year, admins are able to automate many of the monitoring and management tasks that were only possible through the [Power Automate admin center](#).

We are now announcing the General availability of these cmdlets, as well as the addition of new cmdlets around:

- Capacity management
- Permission and user management
- Environment lifecycle management

PowerShell cmdlets for Power Apps admins are generally available

Enabled for	Public preview	General availability
Admins, makers, or analysts, automatically	✓ May 21, 2018	Jul 2020

Feature details

With the preview launch of the [PowerShell cmdlets for administrators](#) last year, admins are able to automate many of the monitoring and management tasks that were previously only possible through the [Power Apps admin center](#).

In 2020 release wave 1, we will be announcing the General availability of these cmdlets.

See also

[PowerShell support for Power Apps](#) (docs)

Admin connectors for Power Apps

Enabled for	Public preview	General availability
Admins, makers, or analysts, automatically	✓ Aug 30, 2018	Jul 2020

Feature details

With the preview launch of the [Admin connectors for Power Apps and Power Automate](#) last year, Power Platform admins found new and powerful ways to improve their own productivity by using the same tools that they manage.

In April 2020, we will be announcing the General availability of these connectors, as well as the addition of a series of templates and samples outlining common user cases for canvas apps and flows built for these connectors:

- [Power Platform for Admins](#)
- [Power Apps for Admins](#)

See also

[Announcing new Admin and Maker Connectors for PowerApps and Flow](#) (blog)

Common Data Model and data integration

Overview of Common Data Model and data integration 2020 release wave 1

Citizen Data Integration team's vision is to democratize data integration for business users so it is seamless to extract, transform and load data into Common Data Service and Azure Data Lake Storage from any data source, and to provide structure and meaning to that data through the Common Data Model. We are investing in three key pillars:

- **Common Data Model** establishes industry wide structure and semantics of underlying data so that customers can then reason about that data through various business application solutions, analytics & ML algorithms. In this milestone we will extend the reach of Common Data Model through SDKs and language-specific object models to support developers and partners, better in-product experiences and beyond.
- **Power Platform Dataflows.** Power Query is the industry leading smart data prep tool and evolves by infusing AI/ML into data transformations and by extending dataflows to all of Power Platform.
- Enhanced **Data Integration** by enabling analytics on Common Data Service data, Office data integration to enable new insights, new and enhanced connectors, improvements in connectivity platform, extending dual-write, improving Data Export Service, and enhancing Gateway for enterprises and Robotics Process Automation (RPA).

What's new and planned for Common Data Model and data integration

This topic lists features that are planned to release from April 2020 through September 2020. Because this topic lists features that may not have released yet, **delivery timelines may change and projected functionality may not be released** (see [Microsoft policy](#)).

In the **General availability** column, the feature will be delivered within the month listed. The delivery date can be any day within that month. Released features show the full date, including the day of release.

This check mark (✓) shows which features have been released for public preview or early access and for general availability.

Common Data Model

Feature	Enabled for	Public preview	General availability
New Common Data Model entity definitions	Admins, makers, or analysts, automatically	-	Sep 2020
New Common Data Model standard entity definitions	Admins, makers, or analysts, automatically	-	Sep 2020
Enhanced Common Data Model SDK functionality	Admins, makers, or analysts, automatically	Jun 2020	Sep 2020
Empower out-of-the-box analytics	Admins, makers, or analysts, automatically	Jun 2020	To be announced
Common Data Model visualization and management experience	Admins, makers, or analysts, automatically	Jul 2020	To be announced

Export to Data Lake

Feature	Enabled for	Public preview	General availability
Export to data lake support for government cloud	Admins, makers, or analysts, automatically	Jun 2020	-

Power Platform connectors

A critical part of data integration and the suite of products it supports — Power Apps, Power Automate, Power BI, and Power Query — is connectivity to external data sources. The connector platform has two key objectives – providing a platform that allows partners and customers to develop connectors.



Feature	Enabled for	Public preview	General availability
Better enterprise connectivity to SQL Server with support for Windows authentication	Admins, makers, or analysts, automatically	Sep 2020	
Office 365 Groups Mail connector for Power Apps and Power Automate	Admins, makers, or analysts, automatically	Sep 2020	
Support for mapping to Common Data Service option sets	Admins, makers, or analysts, automatically	Sep 2020	
Support for mapping to system fields within Common Data Service entities	Admins, makers, or analysts, automatically	Sep 2020	
Telemetry and feedback for certified connectors	Admins, makers, or analysts, automatically	Sep 2020	-
Provide guidance for next steps when connectors and operators are deprecated	Admins, makers, or analysts, automatically	-	Apr 2020
FAQs for the certification process	Admins, makers, or analysts, automatically	-	Jun 2020
Give feedback directly from the documentation pages	Admins, makers, or analysts, automatically	-	Jun 2020
SAP ERP connector for Power Apps and Power Automate	Admins, makers, or analysts, automatically	-	Jun 2020
Submit documentation during the certification process	Admins, makers, or analysts, automatically	-	Jun 2020
Support for multiple account owners in the connector certification portal	Admins, makers, or analysts, automatically	-	Jun 2020
Improved experience downloading connector artifacts	Admins, makers, or analysts, automatically	-	Sep 2020



Feature	Enabled for	Public preview	General availability
Improved landing page experience for connectors	Admins, makers, or analysts, automatically	-	Sep 2020
Informative and consistent experience verifying the quality of connector artifacts	Admins, makers, or analysts, automatically	-	Sep 2020
Stronger integration of the open-source repository with custom connectors	Admins, makers, or analysts, automatically	-	Sep 2020
Summary page with connectors and their metadata	Admins, makers, or analysts, automatically	-	Sep 2020
Support for connection parameters when building custom connectors	Admins, makers, or analysts, automatically	-	Sep 2020
Support for multi-auth when building custom connectors	Admins, makers, or analysts, automatically	-	Sep 2020
Support for ordering operation parameters	Admins, makers, or analysts, automatically	-	Sep 2020
Support for simultaneous connector versions	Admins, makers, or analysts, automatically	-	Sep 2020
Support for smart polling triggers	Admins, makers, or analysts, automatically	Jun 2020	Sep 2020
Support for testing OAuth connections in the custom connector building experience	Admins, makers, or analysts, automatically	Jun 2020	Sep 2020

Power Query Online

Feature	Enabled for	Public preview	General availability
Smart data preparation capabilities in Power Query Online	End users by admins, makers, or analysts	Sep 2020	
New and enhanced connectors in Power Query Online	Admins, makers, or analysts, automatically	-	Sep 2020

Description of **Enabled for** column values:

- **End users, automatically:** These features include change(s) to the user experience for end users and are enabled automatically.
- **Admins, makers, or analysts, automatically:** These features are meant to be used by administrators, makers, or business analysts and are enabled automatically.
- **End users by admins, makers, or analysts:** These features must be enabled or configured by the administrators, makers, or business analysts to be available for their end users.

Common Data Model

Overview

Common Data Model is the shared data language used by applications to enable consistency of the meaning of data across applications. It provides modular and extensible business entities (account, lead, opportunity, and so on) and also observational data concepts (such as link clicks and email opens). It unifies data in a well-known schema across data silos, applications, and deployments. Although Common Data Model started in Common Data Service and Dynamics 365, it is bringing the same semantic consistency to Azure Data Lake Storage with Common Data Model folders, allowing an organization to take advantage of AI and machine learning on a scale that wasn't previously possible. Common Data Model enables business and analytics applications to interoperate over a variety of areas, including sales, service, healthcare, higher education, and more. The span of products, platforms, and services that implement, produce, and consume data in Common Data Model form continues to grow both inside and outside of Microsoft.

New Common Data Model entity definitions

Enabled for	Public preview	General availability
Admins, makers, or analysts, automatically	-	Sep 2020

Feature details

With an increased focus on analytics, Common Data Model standard definitions are being extended to include subject area and core analytical entities. These new Common Data Model entities are not rooted in any specific business application or solution. They are subject matter and area specific entities targeted at enabling analytics at scale.

New Common Data Model standard entity definitions

Enabled for	Public preview	General availability
Admins, makers, or analysts, automatically	-	Sep 2020

Feature details

The set of Common Data Model standard entities that is published and open sourced on GitHub continues to grow as more applications and data producers contribute to the standard. New concepts submitted by subject matter experts are diligently reviewed before being publicly released. Similarly, extensions to existing concepts (like Account and Contact) are done with a careful review of the current semantics, which ensures alignment. With this release, we are extending the standard entity definitions to include observation and perception models as well as Industry Accelerators standard entities.

Enhanced Common Data Model SDK functionality

Enabled for	Public preview	General availability
Admins, makers, or analysts, automatically	Jun 2020	Sep 2020

Feature details

The Common Data Model SDK continues to be delivered as open source via GitHub. We plan to accelerate adoption of Common Data Model by having first and third parties build out-of-the-box and custom solutions. The plan is to add new functionality to the Common Data Model SDK,

such as robust telemetry, the ability to use a customer's own Common Data Model entity definitions, and making Common Data Model semantic traits usable for Power BI and Power Query out of the box.

Empower out-of-the-box analytics

Enabled for	Public preview	General availability
Admins, makers, or analysts, automatically	Jun 2020	To be announced

Feature details

Common Data Model will continue to grow its semantic ontology to support out-of-the-box machine learning and AI models, such as the customer churn prediction model. This functionality will allow users to have a guided experience that provides an expected data source for machine learning and AI models and increases the accuracy of their results. It will also enable the preservation of valuable metadata and the capture of new semantics for data enrichment and insights scenarios.

Common Data Model visualization and management experience

Enabled for	Public preview	General availability
Admins, makers, or analysts, automatically	Jul 2020	To be announced

Feature details

Increased focus on growing the Common Data Model ecosystem requires enabling users to work with Common Data Model in their native data environments, such as Power Query, Insights Apps, Synapse, and Power BI. Having a standardized way to use Common Data Model across relevant products will increase adoption, lower barriers to entry, reduce support cost, and encourage contributions to the growing ontology of Common Data Model.

Export to data lake

Overview

The **Export to data lake** service enables continuous replication of Common Data Service entity data to Azure data lake which can then be used to run analytics, such as Power BI reporting, ML, data warehousing, or other downstream integration purposes. It simplifies the technical and administrative complexity of operationalizing entities for analytics and managing schema and

data. Within a matter of minutes, you will be able to link a Common Data Service environment to a data lake in your Azure subscription, select standard or custom entities, and export it to data lake. Any data or metadata changes (initial and incremental) in the Common Data Service is automatically pushed to the lake without any additional actions.

This service also empowers our first party AI apps (Sales Insights, AI Builder, etc.) by continuously pushing Common Data Service data to the Azure data lake.

In this release, we are making additional investments to increase Enterprise adoption.

Export to data lake support for government cloud

Enabled for	Public preview	General availability
Admins, makers, or analysts, automatically	Jun 2020	-

Feature details

We are making the export to data lake service compliant with government cloud so that government customers can benefit from this service.

Power Platform connectors

Overview

A critical part of data integration and the suite of products it supports — Power Apps, Power Automate, Power BI, and Power Query — is connectivity to external data sources. The connector platform has two key objectives – providing a platform that allows partners and customers to develop connectors efficiently and providing a rich set of connectors for customers.

As part of platform investments, we provide a rich set of tools, samples, and documentation to help partners and customers build connectors. We also invest in our certification processes and tools for connectors so that partners can get their connectors certified and make it available on the platform. A key investment here is also geared towards leveraging the larger community by open sourcing connectors.

Along with strengthening the ISV community's ability to create their own connectors, we plan to continue to invest in enterprise-grade data connectors like SQL Server, SAP, Oracle Database, Outlook, and more.

Better enterprise connectivity to SQL Server with support for Windows authentication

Enabled for	Public preview	General availability
Admins, makers, or analysts, automatically	Sep 2020	-

Feature details

The SQL Server connector now supports connecting to an on-premises SQL Server database with Windows authentication without having to share the SQL Server connection when an app is shared. Previously, makers using Windows authentication had to share their connections when they shared their flows. Now, makers can select a non-shared Windows authentication. In this case, every user will now be able to connect to the SQL Server database with their own credentials. This feature improves the security in the flow since every user will be authenticated with the SQL Server directly.

Office 365 Groups Mail connector for Power Apps and Power Automate

Enabled for	Public preview	General availability
Admins, makers, or analysts, automatically	Sep 2020	-

Feature details

The Office 365 Groups Mail connector for Power Apps and Power Automate provides users the ability to connect with their Office 365 Groups mail. The connector allows the user to send email conversations to the group, responds to mail sent to a group, and automates based on mail in a group. Customers have frequently requested this connector.

Support for mapping to Common Data Service option sets

Enabled for	Public preview	General availability
Admins, makers, or analysts, automatically	Sep 2020	-

Feature details

This feature provides native support for mapping query output columns from a dataflow to Common Data Service option set fields.

Support for mapping to system fields within Common Data Service entities

Enabled for	Public preview	General availability
Admins, makers, or analysts, automatically	Sep 2020	-

Feature details

This feature enables users creating dataflows to map output fields from their queries to system fields within Common Data Service entities.

Telemetry and feedback for certified connectors

Enabled for	Public preview	General availability
Admins, makers, or analysts, automatically	Sep 2020	-

Feature details

We often receive requests from partners regarding feedback and telemetry of their certified connectors. Currently, we provide this information only after a partner asks. With this new feature, we'll have a process to proactively provide telemetry and feedback to owners through the connector certification portal.

Provide guidance for next steps when connectors and operators are deprecated

Enabled for	Public preview	General availability
Admins, makers, or analysts, automatically	-	Apr 2020

Feature details

When an owner deprecates a connector or operation, we want to provide a clean transition experience for users to move to the new version with minimal effort. To do this, we will provide documentation that clearly warns users that the connector or operation is deprecated. Additionally, we will recommend a supported connector or operation to replace the deprecated features.

FAQs for the certification process

Enabled for	Public preview	General availability
Admins, makers, or analysts, automatically	-	Jun 2020

Feature details

We see many frequently asked questions (FAQs) during and after the connector certification process. With this release, we will provide more helpful documentation in the form of a list of FAQs that partners ask. These FAQs cover topics, such as the requirements to make a connector generally available, marketing benefits, and more.

Give feedback directly from the documentation pages

Enabled for	Public preview	General availability
Admins, makers, or analysts, automatically	-	Jun 2020

Feature details

Currently, there is no easy procedure for users to provide feedback and raise issues regarding documentation. With this release, we will provide a way to provide feedback and report issues directly from the documentation page.

SAP ERP connector for Power Apps and Power Automate

Enabled for	Public preview	General availability
Admins, makers, or analysts, automatically	-	Jun 2020

Feature details

SAP is one of the largest providers of Enterprise Resource Planning (ERP) software in the market today. SAP's ERP software handles an enterprise's business applications like accounting, sales, payroll, finance, production, human resources, etc. It serves as a system of records for many critical transactions for an enterprise. As such, when enterprises develop any LoB (Line of Business) apps, they often need to connect to SAP's applications.

The SAP ERP connector for Power Automate and Power Apps allows you to connect your flows and apps to an SAP ERP system – either SAP ECC or SAP S/4HANA. By providing a first-class connector for SAP ERP systems, users can now leverage Power Platform to develop modern apps and automate their business processes over data in SAP. The SAP ERP connector provides the following out-of-the-box functionality:

- Allows connection to an SAP ECC or S/4HANA system.
- Supports common authentication mechanism of connecting to SAP.
- Allows invocation of any standard BAPI and custom RFCs.
- Provides dynamic schemas for the input and output parameters for an RFC or BAPI.

Submit documentation during the certification process

Enabled for	Public preview	General availability
Admins, makers, or analysts, automatically	-	Jun 2020

Feature details

As part of an effort to improve the documentation for connectors, partners can now use the connector certification portal to submit documentation. Partners will be able to use this process to submit connector documentation in markdown and relevant files, including images. This will improve the user's experience, and they can now find better documentation for custom connectors.

Support for multiple account owners in the connector certification portal

Enabled for	Public preview	General availability
Admins, makers, or analysts, automatically	-	Jun 2020

Feature details

Currently, only one account can manage a connector submission, so communication between a partner and our certification team depends on a single point of contact. We also do not support notifying multiple stakeholders of communication.

With this release, partners can now add other account owners to help manage a connector submission. All account owners will receive notifications and updates on the connectors and will be able to manage the connector certification process.

Improved experience downloading connector artifacts

Enabled for	Public preview	General availability
Admins, makers, or analysts, automatically	-	Sep 2020

Feature details

We will provide an easier and quicker experience when you download connector artifacts in addition to our command line interface tool. These artifacts can then be easily edited, shared, or submitted for certification.

Improved landing page experience for connectors

Enabled for	Public preview	General availability
Admins, makers, or analysts, automatically	-	Sep 2020

Feature details

Currently, the landing page experience for our connectors' documentation is a summary article. We will provide an improved landing page experience for the connectors' documentation to help users quickly and efficiently get to the information they want.

Informative and consistent experience verifying the quality of connector artifacts

Enabled for	Public preview	General availability
Admins, makers, or analysts, automatically	-	Sep 2020

Feature details

We will provide a cleaner experience in our validation tools to help connector developers verify the quality of their connectors. This will include clearly communicated requirements, clear error messages, and consistency across standards.

Stronger integration of the open-source repository with custom connectors

Enabled for	Public preview	General availability
Admins, makers, or analysts, automatically	-	Sep 2020

Feature details

We want to further develop and leverage the benefits of our open-source repository. Currently, the repository of open-sourced certified connectors and custom connectors is disconnected from the connector experience in Power Platform. We want to bring the experiences closer for a more cohesive and unified connector experience.

Summary page with connectors and their metadata

Enabled for	Public preview	General availability
Admins, makers, or analysts, automatically	-	Sep 2020

Feature details

Currently, you must go to each connector's documentation page to see metadata, such as whether the connector is in Preview or General availability and whether it's a premium or standard connector. To provide a friendlier, more efficient experience, we will have an easy-to-view summary page of connectors with key metadata for each connector.

Support for connection parameters when building custom connectors

Enabled for	Public preview	General availability
Admins, makers, or analysts, automatically	-	Sep 2020

Feature details

Currently, the addition and management of connection parameters can only be done by editing the connector artifacts after you download them with the command line interface tool. This feature will enable you to manage connection parameters within the custom connector building experience.

Support for multi-auth when building custom connectors

Enabled for	Public preview	General availability
Admins, makers, or analysts, automatically	-	Sep 2020

Feature details

With this feature, you will be able to configure multi-auth while building custom connectors.

Support for ordering operation parameters

Enabled for	Public preview	General availability
Admins, makers, or analysts, automatically	-	Sep 2020

Feature details

Currently, there is no way to enforce the order of the parameters for an operation. With this feature, we will provide a way of setting and enforcing the order in which operation parameters appear when using a connector. This new feature will give a more consistent and reliable user experience.

Support for simultaneous connector versions

Enabled for	Public preview	General availability
Admins, makers, or analysts, automatically	-	Sep 2020

Feature details

As part of the certification process, we will support simultaneous versions of a connector in the certification portal. This feature will improve the development experience for partners who may want to make frequent updates.

Support for smart polling triggers

Enabled for	Public preview	General availability
Admins, makers, or analysts, automatically	Jun 2020	Sep 2020

Feature details

Currently, there are limitations and tradeoffs in selecting the type of trigger to use. Polling triggers can be costly and noisy, and webhook triggers rely on a single point of communication. We will provide a *smart* polling trigger that leverages the best of the polling and webhook triggers. The smart polling trigger will provide a less costly and more simplistic experience without sacrificing reliability.

Support for testing OAuth connections in the custom connector building experience

Enabled for	Public preview	General availability
Admins, makers, or analysts, automatically	Jun 2020	Sep 2020

Feature details

Currently, we allow users to test a basic auth connection in the custom connector building experience; however, OAuth connectors are not tested until the first connection is made. With this feature, you will be able to test your OAuth connection while building your custom connector.

Power Query Online

Overview

Power Query provides a no-code experience for non-technical users to seamlessly connect, transform, and combine data from hundreds of data sources. Power Query is natively integrated into several Microsoft offerings, both in the desktop experience and through a web-based experience built on Microsoft Azure.

Smart data preparation capabilities in Power Query Online

Enabled for	Public preview	General availability
End users by admins, makers, or analysts	Sep 2020	-

Feature details

With this release, the following two smart data preparation features will be delivered in Power Query Online bringing it to parity with Power Query Desktop:

- Add column from examples: This feature allows users to transform, derive, or combine data from existing columns in the Power Query editor based on the given examples and automatic transformation inference.
- Web by example: This feature allows users to extract data from a webpage based on the given data values that they would like to obtain in order to compose a desired table.

See also

[Power Query features](#)

New and enhanced connectors in Power Query Online

Enabled for	Public preview	General availability
Admins, makers, or analysts, automatically	-	Sep 2020

Feature details

We will improve existing connectors by including support for native database queries and other advanced options, including time-outs and hierarchical navigation.

Here's the list of the new database and cube connectors:

Database connectors

- Vertica
- ADLS Gen 1
- HDFS
- Azure HDInsight HDFS
- Active Directory

- IBM Netezza
- Sybase
- Informix
- OLEDB

Cube connectors

- Essbase
- AtScale

Got feedback?

Share your feedback on a community forum for [Dynamics 365](#) or [Power Platform](#). We'll use your feedback to make improvements. To find out about updates to these release notes, follow us on Twitter @MSFTDynamics365.

